

COVER SHEET

for

AUDITED FINANCIAL STATEMENTS

SEC Registration Number

A	2	0	0	1	1	7	7	0	8	
----------	----------	----------	----------	----------	----------	----------	----------	----------	----------	--

COMPANY NAME

[illegible]**PRINCIPAL OFFICE** (No. / Street / Barangay / City / Town / Province)[illegible]

Form Type

A	A	F	S
----------	----------	----------	----------

Department requiring the report

S	E	C
---	---	---

Secondary License Type, If Applicable

N	/	A
---	---	---

COMPANY INFORMATION

Company's Email Address

info@xurpas.com

Company's Telephone Number

8889-6426

Mobile Number

N/A

No. of Stockholders

33

Annual Meeting (Month / Day)

2nd Wednesday of August

Fiscal Year (Month / Day)

December 31

CONTACT PERSON INFORMATION

The designated contact person **MUST** be an Officer of the Corporation

Name of Contact Person

Alexander D. Corpuz

Email Address

mar@xurpas.com

Telephone Number/s

8889-6426

Mobile Number

N/A

CONTACT PERSON'S ADDRESS

Unit 804 Antel 2000 Corporate Centre, 121 Valero St., Salcedo Village, Makati City, 1227

NOTE 1: In case of death, resignation or cessation of office of the officer designated as contact person, such incident shall be reported to the Commission within thirty (30) calendar days from the occurrence thereof with information and complete contact details of the new contact person designated.

2: All Boxes must be properly and completely filled-up. Failure to do so shall cause the delay in updating the corporation's records with the Commission and/or non-receipt of Notice of Deficiencies. Further, non-receipt of Notice of Deficiencies shall not excuse the corporation from liability for its deficiencies.



**“STATEMENT OF MANAGEMENT'S RESPONSIBILITY
FOR FINANCIAL STATEMENTS”**


The management of **XURPAS INC.** (the “Company”) is responsible for the preparation and fair presentation of the financial statements including the schedules attached therein, for the years ended December 31, 2023 and 2022, in accordance with the prescribed financial reporting framework indicated therein, and for such internal control as management determines is necessary to enable the preparation of financial statements that are free from material misstatement, whether due to fraud or error.

In preparing the financial statements, management is responsible for assessing the Company's ability to continue as a going concern, disclosing, as applicable, matters related to going concern and using the going concern basis of accounting unless management either intends to liquidate the Company or to cease operations, or has no realistic alternative but to do so.

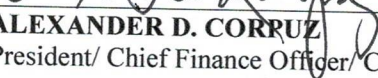
The Board of Directors is responsible for overseeing the Company's financial reporting process.

The Board of Directors reviews and approves the financial statements including the schedules attached therein, and submits the same to the stockholders.


SyCip Gorres Velayo & Co., the independent auditor appointed by the stockholders, has audited the financial statements of the company in accordance with Philippine Standards on Auditing, and in its report to the stockholders, has expressed its opinion on the fairness of presentation upon completion of such audit.



JONATHAN GERARD A. GURANGO
Chairman of the Board/ Chief Executive Officer



ALEXANDER D. CORRUZ
President/ Chief Finance Officer/ Chief Information Officer



FERNANDO JUDE F. GARCIA
Treasurer/ Chief Technology Officer

Signed this APR 29 2024

Republic of the Philippines)
) S.S.

PASIG CITY

SUBSCRIBED AND SWORN TO before me, a Notary Public for and in PASIG CITY
this APR 29 2024, affiants personally appeared and exhibiting to me their validly issued
government ID with following details:

Name	Government Issued Identification Card No.	Place Issued / Expiry Date
Jonathan Gerard A. Gurango	P5527309A	DFA NCR Northeast/ January 5, 2028
Alexander D. Corpuz	P5670777A	DFA NCR East/ January 17, 2028
Fernando Jude F. Garcia	P3524556B	DFA NCR East/ October 14, 2029

Doc. No. 12 ;
Page No. 4 ;
Book No. VI ;
Series of 2024.

EDRIAN M. APAYA

PTR No. 1550145/01-16-2024/Pasig City
IBP No. 423770/01-16-2024; Masbate
Roll No. 51067

MCLE Compliance VII-0027307/27 March 2023
15th Floor Strata 2000, F. Ortigas Jr. Road, Pasig City
Email address: emapaya@gornicetalaw.com
Telephone No. 86960988
Appointment No. 189 (2023-2024) – Pasig City
Commissioned until 31 December 2024

INDEPENDENT AUDITOR'S REPORT

The Stockholders and Board of Directors
Xurpas Inc.
Unit 804 Antel 2000 Corporate Center
121 Valero St., Salcedo Village,
Makati City

Report on the Audit of the Parent Company Financial Statements

Opinion

We have audited the accompanying parent company financial statements of Xurpas Inc. (the Parent Company), which comprise the parent company statements of financial position as at December 31, 2023 and 2022, and the parent company statements of comprehensive loss, parent company statements of changes in equity and parent company statements of cash flows for the years then ended, and notes to the parent company financial statements, including material accounting policy information.

In our opinion, the accompanying parent company financial statements present fairly, in all material respects, the financial position of the Parent Company as at December 31, 2023 and 2022, and its financial performance and its cash flows for years then ended in accordance with Philippine Financial Reporting Standards (PFRSs).

Basis for Opinion

We conducted our audits in accordance with Philippine Standards on Auditing (PSAs). Our responsibilities under those standards are further described in the *Auditor's Responsibilities for the Audit of the Parent Company Financial Statements* section of our report. We are independent of the Parent Company in accordance with the Code of Ethics for Professional Accountants in the Philippines (Code of Ethics) together with the ethical requirements that are relevant to our audit of the parent company financial statements in the Philippines, and we have fulfilled our other ethical responsibilities in accordance with these requirements and the Code of Ethics. We believe that the audit evidence we have obtained is sufficient and appropriate to provide a basis for our opinion.

Material Uncertainty Related to Going Concern

We draw attention to Note 1 to the parent company financial statements, which indicates that the Parent Company incurred net loss of ₱79.33 million and ₱118.49 million, and net operating cash outflow of ₱32.72 million and ₱75.83 million for the years ended December 31, 2023 and 2022 respectively. In addition, the Parent Company has deficit of ₱3,123.74 million and ₱3,044.41 million as of December 31, 2023 and 2022, respectively. As stated in Note 1, these conditions, along with other matters as discussed in Note 1 indicate that a material uncertainty exists that may cast significant doubt on the Parent Company's ability to continue as a going concern. Our opinion is not modified in respect of this matter.



Responsibilities of Management and Those Charged with Governance for the Parent Company Financial Statements

Management is responsible for the preparation and fair presentation of the parent company financial statements in accordance with PFRSs, and for such internal control as management determines is necessary to enable the preparation of parent company financial statements that are free from material misstatement, whether due to fraud or error.

In preparing the parent company financial statements, management is responsible for assessing the Parent Company's ability to continue as a going concern, disclosing, as applicable, matters related to going concern and using the going concern basis of accounting unless management either intends to liquidate the Parent Company or to cease operations, or has no realistic alternative but to do so.

Those charged with governance are responsible for overseeing the Parent Company's financial reporting process.

Auditor's Responsibilities for the Audit of the Parent Company Financial Statements

Our objectives are to obtain reasonable assurance about whether the parent company financial statements as a whole are free from material misstatement, whether due to fraud or error, and to issue an auditor's report that includes our opinion. Reasonable assurance is a high level of assurance, but is not a guarantee that an audit conducted in accordance with PSAs will always detect a material misstatement when it exists. Misstatements can arise from fraud or error and are considered material if, individually or in the aggregate, they could reasonably be expected to influence the economic decisions of users taken on the basis of these parent company financial statement.

As part of an audit in accordance with PSAs, we exercise professional judgment and maintain professional skepticism throughout the audit. We also:

- Identify and assess the risks of material misstatement of the parent company financial statements, whether due to fraud or error, design and perform audit procedures responsive to those risks, and obtain audit evidence that is sufficient and appropriate to provide a basis for our opinion. The risk of not detecting a material misstatement resulting from fraud is higher than for one resulting from error, as fraud may involve collusion, forgery, intentional omissions, misrepresentations, or the override of internal control.
- Obtain an understanding of internal control relevant to the audit in order to design audit procedures that are appropriate in the circumstances, but not for the purpose of expressing an opinion on the effectiveness of the Parent Company's internal control.
- Evaluate the overall presentation, structure and content of the parent company financial statements, including the disclosures, and whether the parent company financial statements represent the underlying transactions and events in a manner that achieves fair presentation.
- Conclude on the appropriateness of management's use of the going concern basis of accounting and, based on the audit evidence obtained, whether a material uncertainty exists related to events or conditions that may cast significant doubt on the Parent Company's ability to continue as a going concern. If we conclude that a material uncertainty exists, we are required to draw attention in our auditor's report to the related disclosures in the parent company financial statements or, if such disclosures are inadequate, to modify our opinion. Our conclusions are based on the audit evidence obtained up to the date of our auditor's report. However, future events or conditions may cause the Parent Company to cease to continue as a going concern.



- Evaluate the overall presentation, structure and content of the parent company financial statements, including the disclosures, and whether the parent company financial statements represent the underlying transactions and events in a manner that achieves fair presentation.
- Obtain sufficient appropriate audit evidence regarding the financial information of the entities or business activities within the Parent Company to express an opinion on the parent company financial statements. We are responsible for the direction, supervision and performance of the audit. We remain solely responsible for our audit opinion.

We communicate with those charged with governance regarding, among other matters, the planned scope and timing of the audit and significant audit findings, including any significant deficiencies in internal control that we identify during our audit.

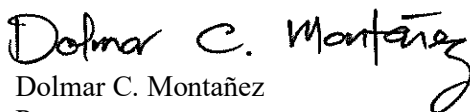
We also provide those charged with governance with a statement that we have complied with relevant ethical requirements regarding independence, and to communicate with them all relationships and other matters that may reasonably be thought to bear on our independence and when applicable, related safeguards.

Report on the Supplementary Information Required Under Revenue Regulations 15-2010

Our audits were conducted for the purpose of forming an opinion on the basic financial statements taken as a whole. The supplementary information required under Revenue Regulations 15-2010 in Note 24 to the financial statements is presented for purposes of filing with the Bureau of Internal Revenue and is not a required part of the basic financial statements. Such information is the responsibility of the management of Parent Company. The information has been subjected to the auditing procedures applied in our audit of the basic financial statements. In our opinion, the information is fairly stated, in all material respects, in relation to the basic financial statements taken as a whole.

The engagement partner on the audit resulting in this independent auditor's report is
Dolmar C. Montañez.

SYCIP GORRES VELAYO & CO.



Dolmar C. Montañez
Partner

CPA Certificate No. 112004

Tax Identification No. 925-713-249

BOA/PRC Reg. No. 0001, April 16, 2024, valid until August 23, 2026

BIR Accreditation No. 08-001998-119-2022, January 20, 2022, valid until January 19, 2025

PTR No. 10079982, January 6, 2024, Makati City

April 29, 2024



XURPAS INC.**PARENT COMPANY STATEMENTS OF FINANCIAL POSITION**

	December 31	
	2023	2022
ASSETS		
Current Assets		
Cash and cash equivalents (Notes 4 and 21)	₱46,883,419	₱38,457,600
Accounts and other receivables (Notes 5, 17 and 21)	294,224,542	315,099,621
Contract assets	372,209	205,916
Other current assets (Notes 6 and 21)	3,387,545	3,280,560
Total Current Assets	344,867,715	357,043,697
Noncurrent Assets		
Financial assets at fair value through other comprehensive income (FVOCI) (Notes 7 and 21)	900,000	1,200,000
Investment in and advances to associates (Note 8)	238,701,526	298,429,226
Investment in subsidiaries (Note 9)	68,194,760	68,535,991
Property and equipment (Note 10)	1,162,788	2,970,367
Right-of-use Asset (Note 16)	1,204,468	167,848
Other noncurrent assets (Note 6)	13,143,604	12,990,637
Total Noncurrent Assets	323,307,146	384,294,069
	₱668,174,861	₱741,337,766
LIABILITIES AND EQUITY		
Current Liabilities		
Accounts and other payables (Notes 11, 17 and 21)	₱229,026,974	₱244,103,891
Advances from stockholders (Notes 17 and 21)	35,912,207	152,353,662
Current portion of lease liabilities (Note 16)	1,071,895	173,321
Total Current Liabilities	266,011,076	396,630,874
Noncurrent Liabilities		
Pension liability (Note 19)	18,643,014	17,688,444
Deferred tax liabilities - net (Note 18)	—	4,266
Lease liabilities - net of current portion (Note 16)	186,138	—
Total Noncurrent Liabilities	18,829,152	17,692,710
Total Liabilities	284,840,228	414,323,584
Equity		
Capital stock (Note 20)	257,181,279	211,674,404
Additional paid-in capital (Note 20)	3,748,086,154	3,659,721,745
Deficit (Note 20)	(3,123,737,442)	(3,044,405,298)
Net unrealized loss on financial assets at FVOCI (Note 7)	(43,794,956)	(43,494,956)
Equity reserve (Notes 9 and 20)	(358,497,432)	(358,497,432)
Treasury stock (Note 20)	(99,700,819)	(99,700,819)
Remeasurement gain on defined benefit plan (Note 19)	3,797,849	1,716,538
Total Equity	383,334,633	327,014,182
	₱668,174,861	₱741,337,766

See accompanying Notes to Parent Company Financial Statements.



XURPAS INC.**PARENT COMPANY STATEMENTS OF COMPREHENSIVE LOSS**

	Years Ended December 31	
	2023	2022
REVENUES		
Service income (Note 12)	₱15,110,917	₱47,601,806
Management fees (Note 17)	32,456,860	34,188,857
	47,567,777	81,790,663
COST OF SERVICES (Note 13)	(13,360,926)	(64,134,991)
GENERAL AND ADMINISTRATIVE EXPENSES (Note 14)	(112,047,928)	(116,300,976)
FINANCE COSTS - NET (Note 15)	(944,769)	(7,424,536)
OTHER CHARGES - NET (Note 15)	352,867	(12,121,705)
LOSS BEFORE INCOME TAX	(78,432,979)	(118,191,545)
PROVISION FOR INCOME TAX (Note 18)	899,165	298,696
NET LOSS	(79,332,144)	(118,490,241)
OTHER COMPREHENSIVE INCOME		
<i>Items that will not be reclassified to profit or loss in subsequent periods:</i>		
Unrealized gain (loss) on financial assets at FVOCI - net of tax (Note 7)	(300,000)	600,000
Actuarial gain on pension liability (Note 19)	2,081,311	4,419,621
	1,781,311	5,019,621
TOTAL COMPREHENSIVE LOSS	(₱77,550,833)	(₱113,470,620)

See accompanying Notes to Parent Company Financial Statements.



XURPAS INC.**PARENT COMPANY STATEMENTS OF CHANGES IN EQUITY**

Year Ended December 31, 2023									
	Capital Stock (Note 20)	Additional Paid-in Capital (Note 20)	Retained Earnings - Appropriated (Note 20)	Retained Earnings - Unappropriated (Note 20)	Net Unrealized Loss on Financial Assets at FVOCI - net of tax (Notes 7 and 18)	Remeasurement Gain (Loss) on Defined Benefit Plan (Note 19)	Equity Reserve (Notes 9 and 20)	Treasury shares (Note 20)	Total Equity
Balances at beginning of year	₱211,674,404	₱3,659,721,745	₱115,464,275	(₱3,159,869,573)	(₱43,494,956)	₱1,716,538	(₱358,497,432)	(₱99,700,819)	₱327,014,182
Conversion of liabilities to equity	45,506,875	88,364,409	—	—	—	—	—	—	133,871,284
Net loss	—	—	—	(79,332,144)	—	—	—	—	(79,332,144)
Other comprehensive income	—	—	—	—	(300,000)	2,081,311	—	—	1,781,311
Total comprehensive income (loss)	—	—	—	(79,332,144)	(300,000)	2,081,311	—	—	(77,550,833)
Balances at end of year	₱257,181,279	₱3,748,086,154	₱115,464,275	(₱3,239,201,717)	(₱43,794,956)	₱3,797,849	(358,497,432)	(₱99,700,819)	₱383,334,633

Year Ended December 31, 2022									
	Capital Stock (Note 20)	Additional Paid-in Capital (Note 20)	Retained Earnings - Appropriated (Note 20)	Retained Earnings - Unappropriated (Note 20)	Net Unrealized Loss on Financial Assets at FVOCI - net of tax (Notes 7 and 18)	Remeasurement Gain (Loss) on Defined Benefit Plan (Note 19)	Equity Reserve (Notes 9 and 20)	Treasury shares (Note 20)	Total Equity
Balances at beginning of year	₱193,492,586	₱3,577,903,563	₱115,464,275	(₱3,041,379,332)	(₱44,094,956)	(₱2,703,083)	(₱358,497,432)	(₱99,700,819)	₱340,484,802
Issuance of common shares	18,181,818	81,818,182	—	—	—	—	—	—	100,000,000
Net loss	—	—	—	(118,490,241)	—	—	—	—	(118,490,241)
Other comprehensive income	—	—	—	—	600,000	4,419,621	—	—	5,019,621
Total comprehensive income (loss)	—	—	—	(118,490,241)	600,000	4,419,621	—	—	(113,470,620)
Balances at end of year	₱211,674,404	₱3,659,721,745	₱115,464,275	(₱3,159,869,573)	(₱43,494,956)	₱1,716,538	(₱358,497,432)	(₱99,700,819)	₱327,014,182

See accompanying Notes to Parent Company Financial Statements.



XURPAS INC.**PARENT COMPANY STATEMENTS OF CASH FLOWS**

	Years Ended December 31	
	2023	2022
CASH FLOWS FROM OPERATING ACTIVITIES		
Loss before income tax	(P78,432,979)	(P118,191,545)
Adjustments for:		
Provision for impairment losses (Note 14)	43,844,524	66,122,446
Pension expense (Note 19)	3,035,881	3,080,991
Interest expense (Notes 15 and 17)	1,888,665	7,871,285
Depreciation and amortization (Notes 10, 14 and 16)	1,768,234	1,968,383
Unrealized foreign currency exchange loss (Note 15)	585,699	14,968,405
Recoveries from an associate	(14,785,385)	—
Gain on disposal of property and equipment (Notes 10 and 15)	—	(42,931)
Gain from reversal of long-outstanding payables (Notes 15 and 17)	(433,553)	(498,216)
Interest income (Notes 4 and 15)	(943,896)	(446,749)
Operating loss before changes in working capital	(43,472,810)	(25,167,931)
Decrease (increase) in:		
Accounts and other receivables and contract assets	6,295,306	(61,009,107)
Other assets	10,913	2,525,447
Increase in accounts and other payables	4,405,558	7,668,724
Net cash used in operations	(32,761,033)	(75,982,867)
Interest received	943,896	446,749
Income taxes paid, including creditable withholding taxes (Note 18)	(903,431)	(298,696)
Net cash flows used in operating activities	(32,720,568)	(75,834,814)
CASH FLOWS FROM INVESTING ACTIVITIES		
Proceeds from disposal of property and equipment (Note 10)	8,259	100,057
Return of investment and other recoveries from an associate (Note 7, 15 and 17)	50,423,305	—
Additions to property and equipment (Note 10)	(298,442)	(2,441,790)
Investment in subsidiaries	(4,999,996)	—
Net cash flows provided by (used in) investing activities	45,133,126	(2,341,733)
CASH FLOWS FROM FINANCING ACTIVITIES		
Issuance of common shares	—	100,000,000
Payments of lease liability (Note 16)	(1,347,378)	(1,041,787)
Share issuance costs (Note 20)	(2,649,342)	—
Net cash flows (used in) provided by financing activities	(3,996,720)	98,958,213
NET INCREASE IN CASH AND CASH EQUIVALENT	8,415,838	20,781,666
EFFECT OF CHANGE IN FOREIGN EXCHANGE RATE	9,981	705,334
CASH AND CASH EQUIVALENT AT BEGINNING OF YEAR	38,457,600	16,970,600
CASH AND CASH EQUIVALENT AT END OF YEAR (Note 4)	P46,883,419	P38,457,600

See accompanying Notes to Parent Company Financial Statements.



XURPAS INC.

NOTES TO PARENT COMPANY FINANCIAL STATEMENTS

1. Corporate Information

Xurpas Inc. (the Parent Company or Xurpas) was incorporated in the Philippines and registered with the Securities and Exchange Commission (SEC) on November 26, 2001. The principal activities of the Parent Company are to develop, produce, sell, buy or otherwise deal in products, goods or services in connection with the transmission, receiving, or exchange of voice, data, video or any form or kind of communication whatsoever.

The Parent Company's registered office address and principal place of business is at Unit 804 Antel 2000 Corporate Center, 121 Valero St., Salcedo Village, Makati City.

On December 2, 2014, the Parent Company's shares of stock were listed in the Philippine Stock Exchange (PSE).

The Parent Company incurred net loss of ₱79.33 million and ₱118.49 million, and net operating cash outflow of ₱32.72 million and ₱75.83 million for the years ended December 31, 2023 and 2022 respectively. In addition, the Parent Company has deficit of ₱3,123.74 million and ₱3,044.41 million as of December 31, 2023 and 2022, respectively. These conditions indicate a material uncertainty exists that may cast significant doubt on the Parent Company's ability to continue as a going concern and therefore, the Parent Company may not be able to realize its assets and discharge its liabilities in the normal course of business. Management assessed that the Parent Company will be able to maintain its positive cash position and settle its liabilities as they fall due through future actions such as continuous venture into new revenue potentials and disposal of assets.

Management does not have plans to liquidate and continues to believe that the Parent Company is in a unique position being one of the few technology companies that can assist companies in their digital transformation initiatives and develop marketing promotions for consumer and enterprise businesses.

Sale of Assets and Business of Altitude Games Pte. Ltd.

On April 8, 2023, Altitude Games Pte. Ltd (AGPL) (Singapore entity) sold its assets, including intellectual property and licenses, to company registered in Australia. The Parent Company currently owns 100.00% shares in AGPL and 21.17% in Altitude Games Inc. (Philippine entity). Accordingly, the Parent Company received approximately USD900,982.04 or ₱50.45 million in cash, which represents recovery of investment account, advances and previously impaired unquoted debt investments. (see Notes 7, 8 and 17).

In October 2023, the Company executed transfer deeds wherein other shareholders of AGPL assigned the remaining 78.83% ownership to the Company. As a result, the Parent Company wholly owns AGPL. AGPL has no operations as of December 31, 2023.

Incorporation of Xurpas Software, Inc. (XSI)

On December 13, 2022, the BOD approved the incorporation of a wholly-owned subsidiary under the laws of the Republic of the Philippines under the name of XSI or any other name as may be approved by the Securities and Exchange Commission (SEC), with the primary purpose of designing, developing, testing, building, marketing, distributing, maintaining, supporting, customizing, selling and/or re-selling applications, games, software, cybersecurity software tools, digital solutions, whether internet, mobile, or other handheld applications, portals, hardware and other related products and services, except internet provider services, both for proprietary and custom development purposes. On April 18, 2023, XSI was registered in Security and Exchange Commission (SEC).



The accompanying parent company financial statements were approved and authorized for issue by the BOD on April 29, 2024.

2. Basis of Preparation and Summary of Material Accounting Policy Information

Basis of Preparation

The accompanying parent company financial statements have been prepared using the historical cost basis, except for financial assets at fair value through profit or loss (FVPL), financial assets at fair value through other comprehensive income (FVOCI) which have been measured at fair value. The parent company financial statements are presented in Philippine Peso (₱), the Parent Company's functional currency. All amounts were rounded off to the nearest peso, except when otherwise indicated.

Statement of Compliance

The accompanying parent company financial statements as at December 31, 2023 and 2022 and for the years then ended have been prepared in accordance with Philippine Financial Reporting Standards (PFRSs).

The Parent Company also prepares and issues consolidated financial statements presented in compliance with PFRSs which can be obtained from the Parent Company's registered address.

Changes in Accounting Policies and Disclosures

The accounting policies adopted in the preparation of the financial statements are consistent with those of the previous financial year except for amended PFRS and improvements to PFRS which were adopted beginning January 1, 2023. Adoption of these amendments did not have any significant impact on the financial position or performance unless otherwise indicated.

- Amendments to PAS 1 and PFRS Practice Statement 2, *Disclosure of Accounting Policies*

The amendments provide guidance and examples to help entities apply materiality judgements to accounting policy disclosures. The amendments aim to help entities provide accounting policy disclosures that are more useful by:

- Replacing the requirement for entities to disclose their 'significant' accounting policies with a requirement to disclose their 'material' accounting policies, and
- Adding guidance on how entities apply the concept of materiality in making decisions about accounting policy disclosures

The amendments to the Practice Statement provide non-mandatory guidance. The amendments have had an impact on the disclosures of accounting policies, but not on the measurement, recognition or presentation of any items in the parent company financial statements.

- Amendments to PAS 8, *Definition of Accounting Estimates*

The amendments introduce a new definition of accounting estimates and clarify the distinction between changes in accounting estimates and changes in accounting policies and the correction of errors. Also, the amendments clarify that the effects on an accounting estimate of a change in an input or a change in a measurement technique are changes in accounting estimates if they do not result from the correction of prior period errors.



An entity applies the amendments to changes in accounting policies and changes in accounting estimates that occur on or after January 1, 2023 with earlier adoption permitted.

- Amendments to PAS 12, *Deferred Tax related to Assets and Liabilities arising from a Single Transaction*

The amendments narrow the scope of the initial recognition exception under PAS 12, so that it no longer applies to transactions that give rise to equal taxable and deductible temporary differences.

The amendments also clarify that where payments that settle a liability are deductible for tax purposes, it is a matter of judgement (having considered the applicable tax law) whether such deductions are attributable for tax purposes to the liability recognized in the financial statements (and interest expense) or to the related asset component (and interest expense).

An entity applies the amendments to transactions that occur on or after the beginning of the earliest comparative period presented for annual reporting periods on or after January 1, 2023.

Standards and Interpretation Issued but not yet Effective

Pronouncements issued but not yet effective are listed below. Unless otherwise indicated, the Parent Company does not expect that the future adoption of the said pronouncements will have a significant impact on its financial statements. The Parent Company intends to adopt the following pronouncements when they become effective.

Effective beginning on or after January 1, 2024

- Amendments to PAS 1, *Classification of Liabilities as Current or Non-current*

The amendments clarify:

- That only covenants with which an entity must comply on or before reporting date will affect a liability's classification as current or non-current.
- That classification is unaffected by the likelihood that an entity will exercise its deferral right
- That only if an embedded derivative in a convertible liability is itself an equity instrument would the terms of a liability not impact its classification

The amendments are effective for annual reporting periods beginning on or after January 1, 2024 and must be applied retrospectively.

- Amendments to PFRS 16, *Lease Liability in a Sale and Leaseback*

The amendments specify how a seller-lessee measures the lease liability arising in a sale and leaseback transaction in a way that it does not recognize any amount of the gain or loss that relates to the right of use retained.

The amendments are effective for annual reporting periods beginning on or after January 1, 2024, and must be applied retrospectively. Earlier adoption is permitted, and that fact must be disclosed.

- Amendments to PAS 7 and PFRS 7, *Disclosures: Supplier Finance Arrangements*

The amendments specify disclosure requirements to enhance the current requirements, which are intended to assist users of financial statements in understanding the effects of supplier finance arrangements on an entity's liabilities, cash flows and exposure to liquidity risk.



The amendments are effective for annual reporting periods beginning on or after January 1, 2024. Earlier adoption is permitted and that fact must be disclosed.

Effective beginning on or after January 1, 2025

- PFRS 17, *Insurance Contracts*

PFRS 17 is a comprehensive new accounting standard for insurance contracts covering recognition and measurement, presentation and disclosure. Once effective, PFRS 17 will replace PFRS 4, *Insurance Contracts*. This new standard on insurance contracts applies to all types of insurance contracts (i.e., life, non-life, direct insurance and re-insurance), regardless of the type of entities that issue them, as well as to certain guarantees and financial instruments with discretionary participation features. A few scope exceptions will apply.

The overall objective of PFRS 17 is to provide an accounting model for insurance contracts that is more useful and consistent for insurers. In contrast to the requirements in PFRS 4, which are largely based on grandfathering previous local accounting policies, PFRS 17 provides a comprehensive model for insurance contracts, covering all relevant accounting aspects. The core of PFRS 17 is the general model, supplemented by:

- A specific adaptation for contracts with direct participation features (the variable fee approach)
- A simplified approach (the premium allocation approach) mainly for short-duration contracts

On December 15, 2021, the FRSC amended the mandatory effective date of PFRS 17 from January 1, 2023 to January 1, 2025. This is consistent with Circular Letter No. 2020-62 issued by the Insurance Commission which deferred the implementation of PFRS 17 by two (2) years after its effective date as decided by the IASB.

PFRS 17 is effective for reporting periods beginning on or after January 1, 2025, with comparative figures required. Early application is permitted.

The new standard is not applicable to the Parent Company since it has no activities that are connected with insurance or issue insurance contracts.

Deferred effectivity

- Amendments to PFRS 10, *Consolidated Financial Statements*, and PAS 28, *Sale or Contribution of Assets between an Investor and its Associate or Joint Venture*

The amendments address the conflict between PFRS 10 and PAS 28 in dealing with the loss of control of a subsidiary that is sold or contributed to an associate or joint venture. The amendments clarify that a full gain or loss is recognized when a transfer to an associate or joint venture involves a business as defined in PFRS 3. Any gain or loss resulting from the sale or contribution of assets that does not constitute a business, however, is recognized only to the extent of unrelated investors' interests in the associate or joint venture.

On January 13, 2016, the Financial Reporting Standards Council deferred the original effective date of January 1, 2016 of the said amendments until the International Accounting Standards Board (IASB) completes its broader review of the research project on equity accounting that may result in the simplification of accounting for such transactions and of other aspects of accounting for associates and joint ventures.



Material accounting policy information

Fair Value Measurement

Fair value is the estimated price that would be received to sell an asset or paid to transfer a liability in an orderly transaction between market participants at the measurement date. The fair value measurement is based on the presumption that the transaction to sell the asset or transfer the liability takes place either:

- In the principal market for the asset or liability, or
- In the absence of a principal market, in the most advantageous market for the asset or liability.

The principal or the most advantageous market must be accessible by the Parent Company.

The fair value of an asset or a liability is measured using the assumptions that market participants would use when pricing the asset or liability, assuming that market participants act in their economic best interest.

The Parent Company uses valuation techniques that are appropriate in the circumstances and for which sufficient data are available to measure fair value, maximizing the use of relevant observable inputs and minimizing the use of unobservable inputs.

All assets and liabilities for which fair value is measured or disclosed in the parent company financial statements are categorized within the fair value hierarchy (see Note 21).

For assets and liabilities that are recognized in the parent company financial statements on a recurring basis, the Parent Company determines whether transfers have occurred between levels in the hierarchy by re-assessing categorization (based on the lowest level input that is significant to the fair value measurement as a whole) at the end of each reporting period.

Financial Instruments

Date of recognition

The Parent Company recognizes a financial asset or a financial liability in the parent company statement of financial position when it becomes a party to the contractual provisions of the instrument. Purchases or sales of financial assets that require delivery of assets within the time frame established by regulation or convention in the marketplace are recognized on the settlement date.

a. Financial assets

Initial recognition of financial instrument

Financial assets are classified, at initial recognition, as subsequently measured at amortized cost, FVOCI and FVPL.

The classification of financial assets at initial recognition depends on the financial asset's contractual cash flow characteristics and the Parent Company's business model for managing them. The Parent Company initially measures a financial asset at its fair value plus, in the case of a financial asset not at FVPL, transaction costs. Trade receivables are measured at the transaction price determined under PFRS 15, *Revenue from Contracts with Customers*. Refer to the accounting policies on revenue recognition.

In order for a financial asset to be classified and measured at amortized cost or FVOCI, it needs to give rise to cash flows that are 'solely payments of principal and interest (SPPI)' on the principal amount outstanding. This assessment is referred to as the SPPI test and is performed at an instrument level.



The Parent Company's business model for managing financial assets refers to how it manages its financial assets in order to generate cash flows. The business model determines whether cash flows will result from collecting contractual cash flows, selling the financial assets, or both.

Subsequent measurement

For purposes of subsequent measurement, financial assets are classified in four categories:

- Financial assets at amortized cost (debt instruments)
- Financial assets at FVOCI with recycling of cumulative gains and losses (debt instruments)
- Financial assets designated at FVOCI with no recycling of cumulative gains and losses upon derecognition (equity instruments)
- Financial assets at FVPL

Financial assets at amortized cost

The Parent Company measures financial assets at amortized cost if both of the following conditions are met:

- The financial asset is held within a business model with the objective to hold financial assets in order to collect contractual cash flows; and
- The contractual terms of the financial asset give rise on specified dates to cash flows that are solely payments of principal and interest on the principal amount outstanding.

Financial assets at amortized cost are subsequently measured using the effective interest (EIR) method and are subject to impairment. Gains and losses are recognized in profit or loss when the asset is derecognized, modified or impaired.

The Parent Company's financial assets at amortized cost includes "Cash", "Accounts and other receivables" and "Rental deposit" under "Other noncurrent assets".

Financial assets at FVOCI (equity instruments)

Upon initial recognition, the Parent Company can elect to classify irrevocably its equity investments as equity instruments designated at FVOCI when they meet the definition of equity under PAS 32, *Financial Instruments: Presentation* and are not held for trading. The classification is determined on an instrument-by-instrument basis.

Gains and losses on these financial assets are never recycled to profit or loss. Dividends are recognized as other income in profit or loss when the right of payment has been established, except when the Parent Company benefits from such proceeds as a recovery of part of the cost of the financial asset, in which case, such gains are recorded in OCI. Equity instruments designated at FVOCI are not subject to impairment assessment.

The Parent Company elected to classify irrevocably its quoted and unquoted equity investments under this category.

Financial assets at FVPL

Financial assets at FVPL include financial assets held for trading, financial assets designated upon initial recognition at FVPL, or financial assets mandatorily required to be measured at fair value. Financial assets are classified as held for trading if they are acquired for the purpose of selling or repurchasing in the near term. Derivatives, including separated embedded derivatives, are also classified as held for trading unless they are designated as effective hedging instruments. Financial assets with cash flows that are not solely payments of principal and interest are classified and



measured at FVPL, irrespective of the business model. Notwithstanding the criteria for debt instruments to be classified at amortized cost or at FVOCI, as described above, debt instruments may be designated at FVPL on initial recognition if doing so eliminates, or significantly reduces, an accounting mismatch.

Financial assets at FVPL are carried in the parent company statement of financial position at fair value with net changes in fair value recognized in the profit or loss.

This category includes listed equity investments which the Parent Company had not irrevocably elected to classify at FVOCI. Dividends on listed equity investments are also recognized as other income in profit or loss when the right of payment has been established.

The Parent Company has designated its unquoted debt instruments under this category.

Derecognition

A financial asset (or, where applicable, a part of a financial asset or part of a group of similar financial assets) is primarily derecognized (i.e., removed from the parent company statement of financial position) when:

- The rights to receive cash flows from the asset have expired, or;
- The Parent Company has transferred its rights to receive cash flows from the asset or has assumed an obligation to pay the received cash flows in full without material delay to a third party under a 'pass-through' arrangement; and either (a) the Parent Company has transferred substantially all the risks and rewards of the asset, or (b) the Parent Company has neither transferred nor retained substantially all the risks and rewards of the asset, but has transferred control of the asset

When the Parent Company has transferred its rights to receive cash flows from an asset or has entered into a pass-through arrangement, it evaluates if, and to what extent, it has retained the risks and rewards of ownership. When it has neither transferred nor retained substantially all of the risks and rewards of the asset, nor transferred control of the asset, the Parent Company continues to recognize the transferred asset to the extent of its continuing involvement. In that case, the Parent Company also recognizes an associated liability. The transferred asset and the associated liability are measured on a basis that reflects the rights and obligations that the Parent Company has retained.

Continuing involvement that takes the form of a guarantee over the transferred asset is measured at the lower of the original carrying amount of the asset and the maximum amount of consideration that the Parent Company could be required to repay.

Impairment of Financial Assets

The Parent Company recognizes an allowance for expected credit losses (ECLs) for all debt instruments not held at FVPL. ECLs are based on the difference between the contractual cash flows due in accordance with the contract and all the cash flows that the Parent Company expects to receive, discounted at an approximation of the original effective interest rate. The expected cash flows will include cash flows from the sale of collateral held or other credit enhancements that are integral to the contractual terms.

For cash, the Parent Company applies the low credit risk simplification. The probability of default and loss given defaults are publicly available and are considered to be low credit risk investments. It is the Parent Company's policy to measure ECLs on such instruments on a 12-month basis. However, when there has been a significant increase in credit risk since origination, the allowance will be based on the lifetime ECL.



For trade receivables, the Parent Company applies a simplified approach in calculating ECLs. Therefore, the Parent Company does not track changes in credit risk, but instead recognizes a loss allowance based on lifetime ECLs at each reporting date. The Parent Company has established a provision matrix for trade receivables that is based on historical credit loss experience, adjusted for forward-looking factors specific to the debtors and the economic environment.

For other financial assets such as receivable from related parties, nontrade receivables, interest receivables, advances to employees and other receivables, ECLs are recognized in two stages. For credit exposures for which there has not been a significant increase in credit risk since initial recognition, ECLs are provided for credit losses that result from default events that are possible within the next 12-month (a 12-month ECL). For those credit exposures for which there has been a significant increase in credit risk since initial recognition, a loss allowance is required for credit losses expected over the remaining life of the exposure, irrespective of the timing of the default (a lifetime ECL).

The key inputs in the model include the Parent Company's definition of default and historical data of three years for the origination, maturity date and default date. The Parent Company considers accounts receivables in default when contractual payment are 90 days past due, except for certain circumstances when the reason for being past due is due to reconciliation with customers of payment records which are administrative in nature which may extend the definition of default to 90 days and beyond. However, in certain cases, the Parent Company may also consider a financial asset to be in default when internal or external information indicates that the Parent Company is unlikely to receive the outstanding contractual amounts in full before taking into account any credit enhancements held by the Parent Company.

Determining the stage for impairment

At each reporting date, the Parent Company assesses whether there has been a significant increase in credit risk for financial assets since initial recognition by comparing the risk of default occurring over the expected life between the reporting date and the date of initial recognition. The Parent Company considers reasonable and supportable information that is relevant and available without undue cost or effort for this purpose. This includes quantitative and qualitative information and forward-looking analysis.

The Parent Company considers that there has been a significant increase in credit risk when contractual payments are more than 60 days past due.

An exposure will migrate through the ECL stages as asset quality deteriorates. If, in a subsequent period, asset quality improves and also reverses any previously assessed significant increase in credit risk since origination, then the loss allowance measurement reverts from lifetime ECL to 12-month ECL.

Write-off

A financial asset is written off when there is no reasonable expectation of recovering the contractual cash flows. If a write-off is later recovered, the recovery is recognized in profit or loss to the extent of the carrying amount that would have been determined had no impairment loss been recognized.

b. Financial liabilities

Initial recognition and measurement

Financial liabilities are classified, at initial recognition, as financial liabilities at FVPL, loans and borrowings, payables, or as derivatives designated as hedging instruments in an effective hedge, as appropriate.



All financial liabilities are recognized initially at fair value and, in the case of loans and borrowings and payables, net of directly attributable transaction costs.

Subsequent measurement

The measurement of financial liabilities depends on their classification, as described below:

Financial liabilities at FVPL

Financial liabilities at FVPL include financial liabilities held for trading and financial liabilities designated upon initial recognition as at FVPL.

Financial liabilities are classified as held for trading if they are incurred for the purpose of repurchasing in the near term. This category also includes derivative financial instruments entered into by the Parent Company that are not designated as hedging instruments in hedge relationships as defined by PFRS 9. Separated embedded derivatives are also classified as held for trading unless they are designated as effective hedging instruments.

Gains or losses on liabilities held for trading are recognized in profit or loss.

Financial liabilities designated upon initial recognition at FVPL are designated at the initial date of recognition, and only if the criteria in PFRS 9 are satisfied. The Parent Company has not designated any financial liability as at FVPL.

Other Financial Liabilities

Issued financial instruments or their components, which are not designated at FVPL, are classified as accounts payable and accrued expenses where the substance of the contractual arrangement results in the Parent Company having an obligation either to deliver cash or another financial asset to the holder, or to satisfy the obligation other than by the exchange of a fixed amount of cash or another financial asset for a fixed number of own equity shares. The components of issued financial instruments that contain both liability and equity elements are accounted for separately, with the equity component being assigned the residual amount, after deducting from the instrument the amount separately determined as the fair value of the liability component on the date of issue.

After initial measurement, other financial liabilities are subsequently measured at amortized cost using the EIR method. Amortized cost is calculated by taking into account any discount or premium on the issue and fees that are an integral part of the effective interest rate. Any effect of restatement of foreign currency-denominated liabilities is recognized in profit or loss.

This accounting policy applies to the Parent Company's "Accounts and other payables" (except "Taxes payable", "Deferred output VAT" and statutory payables included as "Other payables"), and other obligations that meet the above definition (other than liabilities covered by other accounting standards, such as income tax payable).

Derecognition

A financial liability is derecognized when the obligation under the liability is discharged or cancelled or expires. When an existing financial liability is replaced by another from the same lender on substantially different terms, or the terms of an existing liability are substantially modified, such an exchange or modification is treated as the derecognition of the original liability and the recognition of a new liability. The difference in the respective carrying amounts is recognized in profit or loss.



Offsetting Financial Instruments

Financial assets and financial liabilities are offset and the net amount reported in the parent company statement of financial position, if, and only if, there is a currently enforceable legal right to offset the recognized amounts and there is an intention to settle on a net basis, or to realize the asset and settle the liability simultaneously.

Investments in Subsidiaries and Investments and advances to Associates

The Parent Company's investments in its subsidiaries and associates are accounted for under the cost method and are carried at cost less accumulated provisions for impairment losses, if any, and any long-term interests that, in substance, form part of the entity's net investment in the associate. A subsidiary is an entity over which the Parent Company has control. The Parent Company controls an entity when it is exposed, or has rights to variable returns from its involvement with the entity and has the ability to affect those returns through its power over the entity. An associate is an entity in which the Parent Company has a significant influence and which is neither a subsidiary nor a joint venture.

The Parent Company recognizes dividend income from the investment only to the extent that the Parent Company receives distributions from accumulated profits of the investee arising after the date of acquisition. Distributions received in excess of such profits are regarded as recovery of investment and are recognized as a reduction of the cost of the investment.

The Parent Company reduces the carrying value of its investment based on average acquisition cost per share (historical cost) when the Parent Company disposes the investment or the investee reacquires its own equity instruments from the Parent Company. Any gain or loss from disposal of an investment is recognized in profit or loss.

Property and Equipment

Property and equipment are carried at cost less accumulated depreciation and amortization and any impairment in value.

Depreciation and amortization is computed using the straight-line method over the estimated useful lives of the property and equipment which are as follows:

	Years
Information Technology (IT) equipment	4
Office equipment	4
Furniture and fixtures	4
Leasehold improvements	4 years or lease term, whichever is shorter

The estimated residual values, useful life and depreciation and amortization method are reviewed at least annually to ensure that the period and method of depreciation and amortization are consistent with the expected pattern of economic benefits from items of property and equipment.

If there is an indication that there has been a significant change in depreciation and amortization rate or the useful lives, the depreciation of that property and equipment is revised prospectively to reflect the new expectations.

An item of property and equipment is derecognized upon disposal or when no future economic benefits are expected from its use or disposal. Any gain or loss arising from derecognition of the asset (calculated as the difference between the net disposal proceeds and the carrying amount of the asset) is included in profit or loss in the year the asset is derecognized.



Fully depreciated property and equipment are retained in the accounts until they are no longer in use and no further depreciation is charged against current operations.

Impairment of Nonfinancial Assets

The Parent Company assesses at each financial reporting date whether there is an indication that an asset may be impaired. If any such indication exists, or when annual impairment testing for an asset is required, the Parent Company makes an estimate of the asset's recoverable amount. An asset's recoverable amount is the higher of an asset's or cash-generating unit's fair value less costs of disposal and its value in use and is determined for an individual asset, unless the asset does not generate cash inflows that are largely independent of those from other assets or groups of assets. When the carrying amount of an asset exceeds its recoverable amount, the asset is considered impaired and is written down to its recoverable amount. In assessing value in use, the estimated future cash flows are discounted to their present value using a pre-tax discount rate that reflects current market assessments of the time value of money and the risks specific to the asset. Impairment losses are recognized in profit or loss in those expense categories consistent with the function of the impaired asset.

An assessment is made at each financial reporting date as to whether there is any indication that previously recognized impairment losses may no longer exist or may have decreased. If such indication exists, the recoverable amount is estimated. A previously recognized impairment loss is reversed only if there has been a change in the estimates used to determine the asset's recoverable amount since the last impairment loss was recognized. If that is the case, the carrying amount of the asset is increased to its recoverable amount. That increased amount cannot exceed the carrying amount that would have been determined, net of depreciation or amortization, had no impairment loss been recognized for the asset in prior years. Such reversal is recognized in profit or loss unless the asset is carried at revalued amount, in which case the reversal is treated as a revaluation increase. After such a reversal, the depreciation charge is adjusted in future periods to allocate the asset's revised carrying amount, less any residual value, on a systematic basis over its remaining useful life.

Investments in Subsidiaries and Associates

The Parent Company also determines at each reporting date whether there is any objective evidence that the investments in subsidiaries and associates are impaired. If this is the case, the Parent Company calculates the amount of impairment as being the difference between the recoverable amount and the carrying value of the associate and recognizes the difference in profit or loss.

In assessing impairment indicators, the Parent Company considers, as a minimum, the following indicators: (a) dividends exceeding the total comprehensive income of the associate in the period the dividend is declared; or (b) the carrying amount of the investment in the parent company financial statements exceeding the carrying amount of the associate's net assets, including goodwill.

For investment in subsidiaries, a test of impairment is performed annually and when circumstances indicate that the carrying value may be impaired. Impairment is determined by assessing the recoverable amount of each cash-generating unit (CGU) (or group of CGUs). Where the recoverable amount of the CGUs is less than its carrying amount, an impairment loss is recognized.

Equity

Capital stock and additional paid-in capital

Capital stock is measured at par value for all shares issued. When the shares are sold at premium, the difference between the proceeds and the par value is credited to "Additional paid-in capital".



The Parent Company incurred various costs in issuing its own equity instruments. The transaction costs of an equity transaction are accounted for as a deduction from equity (net of related income tax benefit) to the extent they are incremental costs directly attributable to the equity transaction that otherwise would have been avoided. The costs of an equity transaction that is abandoned are recognized as an expense.

Treasury shares

Own equity instruments which are reacquired (treasury shares) are recognized at cost and deducted from equity. No gain or loss is recognized in profit or loss on the purchase, sale, issue or cancellation of the Parent Company's own equity instruments. Any difference between the carrying amount and the consideration, if reissued, is recognized in additional paid-in capital. Voting rights related to treasury shares are nullified for the Parent Company and no dividends are allocated to them respectively. When the shares are retired, the capital stock account is reduced by its par value and the excess of cost over par value upon retirement is debited to additional paid-in capital to the extent of the specific or average additional paid-in capital when the shares were issued and to retained earnings for the remaining balance.

Retained earnings (deficit)

Retained earnings (deficit) represent the cumulative balance of net income or loss, dividend distributions, prior period adjustments, effects of the changes in accounting policy and other capital adjustments.

Unappropriated retained earnings

Unappropriated retained earnings represent the portion of retained earnings that is free and can be declared as dividends to stockholders.

Appropriated retained earnings

Appropriated retained earnings represent the portion of retained earnings which has been restricted and therefore is not available for dividend declaration.

Equity reserve

Equity reserve represents a portion of equity against which payments to a former shareholder of a subsidiary was charged (see Note 9).

Revenue Recognition

Revenue from contracts with customers is measured based on the consideration to which the Parent Company expects to be entitled in exchange for transferring promised goods or services to a customer, excluding amounts collected on behalf of third parties. The Parent Company has generally concluded that it is the principal in its revenue arrangements because it typically controls the goods or services before transferring them to the customer.

Revenue is recognized when the Parent Company satisfies a performance obligation by transferring a promised good or service to the customer, which is when the customer obtains control of the good or service. A performance obligation may be satisfied at a point in time or over time. The amount of revenue recognized is the amount allocated to the satisfied performance obligation.

Service income

Service income consists of revenue from Value Added Services (VAS) and Business Process Outsourcing (BPO). BPO is further subdivided into IT staffing, custom software development.



Value-Added Services (VAS) or mobile content development services pertain to the Parent Company's short services of mobile content application for telephone, internet, mobile and other forms of communication. Service income is recognized at a point in time when the services are rendered in accordance with the terms of the contract.

IT staffing is a business segment where the Parent Company deploys resources to clients to fulfill their IT requirements. Revenue is recognized at a point in time, that is when services are rendered to the customers during the period.

Custom software development are services offered to customers that are produced in the Company's premises. Revenue is recognized over time and at a point in time. In measuring the progress of its performance obligation over time for custom software development, the Parent Company uses the output method which measures progress based on the completion of proportion of work done and requires technical determination by the IT specialists.

Management fees

The Company recognizes management fee for income received for general managerial services rendered to its related parties. Management fees are recognized over time since its customers simultaneously receives and consumes the benefits provided by the Company upon performance of the services.

In 2023 and 2022, the Parent Company has no variable consideration that is unconditional (i.e., only the passage of time is required before payment of the consideration is due).

Interest Income

Interest income is recognized as it accrues using the effective interest method.

Other Income

Other income is recognized as it accrues.

Cost and Expenses

"Cost of services" and "General and administrative expenses" are expenditures that arise in the course of the ordinary operations of the Parent Company. The following specific recognition criteria must also be met before costs and expenses are recognized:

Cost of services

Cost that includes all expenses associated with the specific sale of services. Cost of services include outsourced services, salaries, wages and employee benefits, segment fee and network costs and other expenses related to services. Such costs are recognized when the related sales have been recognized.

General and administrative expenses

General and administrative expenses constitute expenses of administering the business and are recognized in profit or loss as incurred.

Leases

The Parent Company assesses at contract inception whether a contract is, or contains, a lease. That is, if the contract conveys the right to control the use of an identified asset for a period of time in exchange for consideration.

Parent Company as lessee

Except for short-term leases, the Parent Company applies a single recognition and measurement approach for all leases. The Parent Company recognizes lease liabilities to make lease payments and right-of-use assets representing the right to use the underlying assets.



i) Right-of-use assets

The Parent Company recognizes right-of-use assets at the commencement date of the lease (i.e., the date the underlying asset is available for use). Right-of-use assets are measured at cost, less any accumulated depreciation and impairment losses, and adjusted for any remeasurement of lease liabilities. The cost of right-of-use assets includes the amount of lease liabilities recognized, initial direct costs incurred, and lease payments made at or before the commencement date less any lease incentives received and estimate of cost to be incurred by the lessee in dismantling and removing the underlying asset, restoring the site on which it is located or restoring the underlying asset to the condition required by the terms and conditions of the lease, unless those costs are incurred to produce inventories. Right-of-use assets are depreciated on a straight-line basis over the shorter of the lease term and the estimated useful lives of the assets, as follows:

	Years
Office space	1.5 to 2.5 years

If ownership of the leased asset transfers to the Parent Company at the end of the lease term or the cost reflects the exercise of a purchase option, depreciation is calculated using the estimated useful life of the asset. The right-of-use assets are also subject to impairment. Refer to the accounting policies in 'Impairment of nonfinancial assets' section.

ii) Lease liabilities

At the commencement date of the lease, the Parent Company recognizes lease liabilities measured at the present value of lease payments to be made over the lease term. The lease payments include fixed payments (including in-substance fixed payments) less any lease incentives receivable, variable lease payments that depend on an index or a rate, and amounts expected to be paid under residual value guarantees. The lease payments also include the exercise price of a purchase option reasonably certain to be exercised by the Parent Company and payments of penalties for terminating the lease, if the lease term reflects the Parent Company exercising the option to terminate. Variable lease payments that do not depend on an index or a rate are recognized as expenses (unless they are incurred to produce inventories) in the period in which the event or condition that triggers the payment occurs.

In calculating the present value of lease payments, the Parent Company uses its incremental borrowing rate at the lease commencement date because the interest rate implicit in the lease is not readily determinable. After the commencement date, the amount of lease liabilities is increased to reflect the accretion of interest and reduced for the lease payments made. In addition, the carrying amount of lease liabilities is remeasured if there is a modification, a change in the lease term, a change in the lease payments (e.g., changes to future payments resulting from a change in an index or rate used to determine such lease payments) or a change in the assessment of an option to purchase the underlying asset.

iii) Short-term leases

The Parent Company applies the short-term lease recognition exemption to its short-term leases of office space (i.e., those leases that have a lease term of 12 months or less from the commencement date and do not contain a purchase option). Lease payments on short-term leases are recognized as expense on a straight-line basis over the lease term.

Income Tax

Current tax

Current tax assets and liabilities for the current and prior periods are measured at the amount expected to be recovered from or paid to the tax authorities. The tax rates and tax laws used to compute the amount are those that are enacted or substantively enacted as at the end of the reporting period.



Deferred tax

Deferred tax is provided using the balance sheet method on all temporary differences, with certain exceptions, at the reporting date between the tax bases of assets and liabilities and their carrying amounts for financial reporting purposes.

Deferred tax assets are recognized for all deductible temporary differences, carryforward benefits of unused tax credits from excess of minimum corporate income tax (MCIT) over the regular corporate income tax (RCIT) and unused net operating loss carryover (NOLCO), to the extent that it is probable that future taxable profit will be available against which the deductible temporary differences and carryforward benefits of unused tax credits and NOLCO can be utilized, except:

- When the deferred tax asset relating to the deductible temporary difference arises from the initial recognition of goodwill or an asset or liability in a transaction that is not a business combination and, at the time of the transaction, affects neither the accounting profit nor taxable profit or loss;
- In respect of taxable temporary differences associated with investment in subsidiaries and associates, deferred tax assets are recognized only to the extent that it is probable that the temporary differences will not reverse in the foreseeable future taxable profit will be available against which the temporary differences can be utilized.

The carrying amount of deferred tax assets is reviewed at each reporting date and reduced to the extent that it is no longer probable that sufficient future taxable profit will be available to allow the deferred tax assets to be utilized. Unrecognized deferred tax assets are reassessed at each reporting date and are recognized to the extent that it has become probable that future taxable profit will allow the deferred tax assets to be recovered.

Deferred tax liabilities are recognized for all taxable temporary differences, except:

- When the deferred tax liability from the initial recognition of goodwill or an asset or liability in a transaction that is not a business combination and, at the time of the transaction, affects neither the accounting profit nor taxable profit or loss;
- In respect of taxable temporary differences associated with investment in subsidiaries and associates, when the timing of the reversal of the temporary differences can be controlled and it is probable that the temporary differences will not reverse in the foreseeable future.

Deferred tax liabilities are not provided on nontaxable temporary differences associated with investments in domestic associates and interests in joint ventures.

Deferred tax assets and deferred tax liabilities are measured at the tax rates that are expected to apply to the year when the asset is realized or the liability is settled, based on tax rates (and tax laws) that have been enacted or substantively enacted at the financial reporting date. Movements in deferred tax assets and liabilities arising from changes in tax rates are charged or credited to income for the period.

Deferred tax relating to items outside profit or loss is recognized outside profit or loss. Deferred tax items are recognized in correlation to the underlying transaction either in OCI or directly in equity.

Deferred tax assets and liabilities are offset, if a legally enforceable right exists to set off current tax assets against current tax liabilities and the deferred income taxes relate to the same taxable entity and the same taxation authority.



Value-Added Tax (VAT)

Revenue, expenses and assets are recognized net of the amount of sales tax except:

- Where the tax incurred on a purchase of assets or services is not recoverable from the tax authority, in which case the tax is recognized as part of the cost of acquisition of the asset or as part of the expense item as applicable; and,
- Receivables and payables that are stated with the amount of tax included.

The net amount of tax recoverable from, or payable to, the tax authority is included as part of other current assets or payables in the parent company statement of financial position.

Pension Liability

The net pension liability or asset is the aggregate of the present value of the defined benefit obligation at the end of the reporting period reduced by the fair value of plan assets (if any).

The cost of providing benefits under the defined benefit plans is actuarially determined using the projected unit credit method. Defined benefit costs comprise the following:

- Service cost
- Net interest on the net defined benefit liability or asset
- Remeasurements of net defined benefit liability or asset

Service costs which include current service costs, past service costs and gains or losses on nonroutine settlements are recognized as expense in profit or loss. Past service costs are recognized when plan amendment or curtailment occurs. These amounts are calculated periodically by independent qualified actuaries.

Net interest on the net defined benefit liability or asset is the change during the period in the net defined benefit liability or asset that arises from the passage of time which is determined by applying the discount rate based on government bonds to the net defined benefit liability or asset.

Net interest on the net defined benefit liability or asset is recognized as expense or income in profit or loss.

Remeasurements comprising actuarial gains and losses are recognized immediately in the parent company statements of financial position with a corresponding debit or credit through other comprehensive income in the period in which they arise. Remeasurements are not reclassified to profit or loss in subsequent periods.

Remeasurement of the net defined benefit liability or asset recognized in other comprehensive income shall not be reclassified to profit or loss in a subsequent period. The Parent Company transfers those amounts recognized in other comprehensive income to retained earnings upon separation of all employees in a subsidiary.

The Parent Company's right to be reimbursed of some or all of the expenditure required to settle a defined benefit obligation is recognized as a separate asset at fair value when and only when reimbursement is virtually certain.



Foreign Currency Transactions

The parent company financial statements are presented in Philippine Peso, which is also the Parent Company's functional currency. The Philippine peso is the currency of the primary economic environment in which the Parent Company operates.

Transactions denominated in foreign currencies are initially recorded in Philippine Peso at the exchange rate based on the Bangko Sentral ng Pilipinas (BSP) rate at the date of transaction. Foreign currency-denominated monetary assets and liabilities are retranslated at the closing BSP rate at reporting date. Exchange gains or losses arising from foreign currency transactions are recognized in profit or loss.

Segment Reporting

The Parent Company's operating business are organized and managed separately according to the nature of the services provided, with each segment representing a strategic business unit that offers different services and serves different markets. Financial information on business segments is presented in Note 22 to the parent company financial statements.

Provisions

Provisions are recognized when the entity has a present obligation (legal or constructive) as a result of a past event, it is probable that an outflow of resources embodying economic benefits will be required to settle the obligation and a reliable estimate can be made of the amount of the obligation. If the effect of the time value of money is material, provisions are determined by discounting the expected future cash flows at a pre-tax rate that reflects current market assessments of the time value of money and, where appropriate, the risks specific to the liability. Provisions are reviewed at each reporting date and adjusted to reflect the current best estimate.

Contingencies

Contingent liabilities are not recognized in the parent company financial statements but are disclosed in the notes unless the possibility of an outflow of resources embodying economic benefits is remote. Contingent assets are not recognized in the parent company financial statements but are disclosed in the notes when an inflow of economic benefits is probable.

Events after the Reporting Period

Post year-end events up to date when the parent company financial statements are authorized for issue that provide additional information about the Parent Company's position at the reporting period (adjusting events) are reflected in the parent company financial statements. Post year-end events that are not adjusting events are disclosed in the notes to the parent company financial statements when material.

3. Material Accounting Judgments and Estimates

The preparation of the accompanying parent company financial statements in compliance with PFRS requires management to make judgments and estimates that affect the amounts reported in the parent company financial statements and accompanying notes. The judgments and estimates used in the accompanying parent company financial statements are based upon management's evaluation of relevant facts and circumstances as at the date of the parent company financial statements. Future events may occur which will cause the judgments and assumptions used in arriving at the estimates to change. The effects of any change in judgments and estimates are reflected in the parent company financial statements as they become reasonably determinable.



Judgments and estimates are continually evaluated and are based on historical experience and other factors, including expectations of future events that are believed to be reasonable under the circumstances.

Judgments

In the process of applying the Parent Company's accounting policies, management has made the following judgments, apart from those involving estimations, which have the most significant effect on the amounts recognized in the parent company financial statements:

a. Assumption of going concern

The use of the going assumption involves management making judgments, at a particular point in time, about the future outcome of events or condition that are inherently uncertain. The Parent Company has no plans to liquidate. Management assessed that the Parent Company will be able to maintain its positive cash position and settle its liabilities as they fall due through future actions such as continuous venture into new revenue potentials and disposal of assets.

Accordingly, the parent company financial statements are prepared on a going concern basis.

b. Determination of control over investment in subsidiaries

The Parent Company determined that it has control over its subsidiaries by considering, among others, its power over the investee, exposure or rights to variable returns from its involvement with the investee, and the ability to use its power over the investee to affect its returns. The following were also considered:

- The contractual arrangement with the other vote holders of the investee
- Rights arising from other contractual agreements
- The Parent Company's voting rights and potential voting rights

c. Existence of significant influence over associates

The Parent Company determined that it exercises significant influence over its associates (see Note 8) by considering, among others, its ownership interest (holding 20% or more of the voting power of the investee) and board representation.

Management's Use of Estimates

The key assumption concerning the future and other key sources of estimation uncertainty at the reporting date, that has a significant risk of causing a material adjustment to the carrying amounts of assets and liabilities within the next financial year are discussed below.

a. Realizability of deferred tax assets

The Parent Company reviews the carrying amounts of deferred income taxes at each reporting date and reduces deferred tax assets to the extent that it is no longer probable that sufficient taxable income will be available to allow all or part of the deferred tax assets to be utilized. Significant management estimate is required to determine the amount of deferred tax assets that can be recognized, based upon the likely timing and level of future taxable income together with future tax planning strategies.

The Parent Company did not recognize deferred tax assets on deductible temporary differences amounting to ₱456.37 million and ₱346.91 million as at December 31, 2023 and 2022, respectively.



As of December 31, 2023 and 2022, the deferred tax asset on the deductible temporary differences related to items recorded under other comprehensive income not recognized amounted to ₱40.00 million and ₱41.78 million, respectively (see Note 18).

b. Provision for expected credit losses

The Parent Company uses a provision matrix to calculate ECLs for accounts and other receivables. The provision rates are based on days past due for groupings of various customer segments that have similar loss pattern.

The provision matrix is initially based on the Parent Company's historical observed default rates. The Parent Company calibrates the matrix to adjust the historical credit loss experience with forward-looking information. At every reporting date, the historical observed default rates are updated and changes in the forward-looking estimates are analyzed.

The amount of ECLs is sensitive to changes in circumstances and of forecast economic conditions. The Parent Company's historical credit loss experience and forecast of economic conditions may also not be representative of customer's actual default in the future.

As of December 31, 2023 and 2022, allowance for impairment loss on accounts and other receivables amounted to ₱138.31 million and ₱129.20 million, respectively (see Note 5).

c. Evaluation of nonfinancial assets for impairment

The Parent Company reviews its nonfinancial assets for impairment of value. This includes considering certain indications of impairment such as significant changes in asset usage, significant decline in the asset's market value or net realizable value, obsolescence or physical damage of an asset, significant underperformance relative to expected historical or projected future operating results and significant negative industry or economic trends.

Based on management's assessment, its nonfinancial assets are recoverable as of December 31, 2023 and 2022. The carrying values of the Company's nonfinancial assets follow:

	2023	2022
Other current assets (Note 6)	₱3,387,545	₱3,280,560
Investment in associates (Note 8)*	216,616,940	276,344,640
Investment in subsidiaries (Note 9)	68,194,723	68,535,991
Property and equipment (Note 10)	1,162,788	2,970,367
Right-of-use asset (Note 16)	1,204,468	167,848
Other noncurrent assets (Note 6)	13,143,604	12,990,637
	₱303,710,068	₱364,290,043

**This excludes advances to affiliate*

Allowance for impairment losses on investment in associates amounted to ₱327.94 million and ₱301.22 million as of December 31, 2023 and 2022 (see Note 8). Allowance for impairment losses on investment in subsidiaries amounted to ₱2,192.38 million and ₱2,187.04 million as of December 31, 2023 and 2022 (see Note 9).



4. Cash and cash Equivalents

This account consists of:

	2023	2022
Cash on hand	₱38,959	₱27,657
Cash in banks	2,000,057	38,429,943
Cash equivalent	44,844,403	—
	₱46,883,419	₱38,457,600

Cash in banks earn interest at the prevailing bank deposit rates.

Cash equivalents are short-term, highly liquid investments that are made for varying periods up to three (3) months depending on the immediate cash requirements of the Parent Company, and earn interest at the respective short-term rates.

Foreign currency-denominated cash in banks and cash equivalent amounted to ₱46.12 million and ₱1.75 million as of December 31, 2023 and 2022, respectively (see Note 21).

Interest income earned from cash in banks and cash equivalent amounted to ₱0.94 million and ₱0.45 million in 2023 and 2022, respectively (see Note 15).

There are no restrictions on the Parent Company's cash and cash equivalents as of December 31, 2023 and 2022.

5. Accounts and Other Receivables

This account consists of:

	2023	2022
Receivable from related parties (Note 17)	₱313,101,972	₱328,333,092
Trade receivables		
Related parties (Note 17)	107,982,740	101,390,746
Third parties	3,018,219	6,607,243
Nontrade receivable	7,208,250	7,208,250
Other receivables	1,225,356	756,274
	432,536,537	444,295,605
Less: Allowance for impairment losses	138,311,995	129,195,984
	₱294,224,542	₱315,099,621

Trade receivables arise from software development services, IT staffing and mobile content development services. These are noninterest-bearing and are generally settled on a 30- to 60-day term.

Nontrade receivable pertains to advances to E insights Pte. Ltd., a third party, which is due and demandable.

Other receivables are noninterest-bearing and are generally collectible within one year.



The table below shows the movements in the allowance for impairment losses of accounts and other receivables:

	2023	2022
Balance at beginning of year	₱129,195,984	₱112,266,328
Provision (Note 14)	11,745,011	16,929,656
Write-off and recovery	(2,629,000)	—
Balance at end of year	₱138,311,995	₱129,195,984

As of December 31, 2023 and 2022, the allowance for impairment losses pertains to:

	2023	2022
Receivable from related parties (Note 17)	₱114,838,464	₱113,110,660
Trade receivables	16,265,281	8,877,074
Nontrade receivable	7,208,250	7,208,250
	₱138,311,995	₱129,195,984

6. Other Assets

Other current assets

This account consists of:

	2023	2022
Creditable withholding taxes	₱3,063,097	₱2,883,512
Prepaid expenses	298,778	136,601
Input VAT	25,670	—
Rental deposits	—	260,447
	₱3,387,545	₱3,280,560

Creditable withholding taxes refer to income taxes withheld by customers of the Parent Company that can be applied against income tax liability in the future.

Prepaid expenses mainly pertain to deposits to network companies for the internet subscription of the Parent Company.

Input VAT represents VAT imposed on the Parent Company by its suppliers for the acquired goods and services already paid.

Rental deposits represent deposits for office and parking space which are refundable after the contract term.

Other noncurrent assets

This account consists of:

	2023	2022
Deferred input VAT	₱12,689,853	₱12,533,424
Rental deposits	270,865	—
Developed software	182,886	457,213
	₱13,143,604	₱12,990,637



Deferred input VAT represents input VAT related to unpaid balances for the services availed by the Parent Company. These will be recognized as input VAT and applied against output VAT upon payment. Any remaining balance is recoverable in the future periods.

Rental deposits represent deposits for office which are refundable after the contract term (see Note 16).

Developed software pertain to telecommunications equipment software licenses, corporate application software and licenses and other VAS software applications that are not integral to the hardware or equipment.

The amortization expense of developed software recognized in “Depreciation and amortization” under “Cost of services” in the parent company statements of comprehensive income amounted to ₱0.27 million and ₱0.70 million in 2023 and 2022, respectively (see Note 13).

7. Financial Assets at Fair Value through Other Comprehensive Income and at Fair Value through Profit or Loss

This account consists of:

	2023	2022
Financial assets at FVOCI		
Quoted equity investment		
Club Punta Fuego	₱900,000	₱1,200,000
Unquoted equity investment	—	—
Financial assets at FVPL		
Unquoted debt investments	—	—
	₱900,000	₱1,200,000

The rollforward analysis of financial assets at FVOCI follow:

	2023	2022
Balance at beginning of year	₱1,200,000	₱600,000
Unrealized gain (loss) on financial assets at FVOCI	(300,000)	600,000
Balance at end of year	₱900,000	₱1,200,000

The rollforward analysis of accumulated net unrealized loss on financial assets at FVOCI follow:

	2023	2022
Balance at beginning of year	(₱43,494,956)	(₱44,094,956)
Unrealized gain (loss) on financial assets at FVOCI	(300,000)	600,000
Balance at end of year	(₱43,794,956)	(₱43,494,956)

Unrealized gain (loss) on financial assets at FVOCI is recognized under “Other comprehensive income” in the parent company statements of comprehensive income.

The quoted shares are categorized under the Level 2 of the fair value hierarchy. The unquoted equity and debt investments are categorized under Level 3 (see Note 21).



Quoted equity investment

Quoted equity instrument consists of investment in golf club shares.

Unquoted equity investment

In April 2015, the Parent Company acquired 666,666 shares of Series A Preferred Stock of Zowdow Inc. ("Zowdow") at a purchase price of \$1.50 per share for a total investment of US\$999,999 or P44.24 million. The Parent Company holds a 3.56% ownership of Zowdow on a fully-diluted basis. As of December 31, 2023 and 2022, the unquoted equity investment classified as financial assets at FVOCI has nil carrying amount.

Unquoted debt investments

The Parent Company has convertible promissory notes and bonds receivable as of December 31, 2023 and 2022:

	2023	2022
Unquoted debt investments		
MatchMe Pte. Ltd.	P52,495,000	P52,495,000
Einsights Pte. Ltd.	23,475,000	23,475,000
Pico Candy Pte. Ltd.	3,602,123	3,602,123
Altitude Games Pte. Ltd.	—	28,856,000
	79,572,123	108,428,123
Less: Remeasurement loss	(79,572,123)	(108,428,123)
Balance at end of year	P—	P—

On April 8, 2023, AGPL sold its assets and business to a company registered in Australia. the Parent Company received approximately US\$900,982.04 or P50.42 million in cash, which represents recoveries of investment account, advances and previously impaired unquoted debt investments (see Note 1).

8. Investment in and Advances to Associates

The Parent Company's investment in associates are accounted for under the cost method of accounting, adjusted for impairment losses, if any. The Parent Company determines at each reporting date whether there is any objective evidence that the investment in associate is impaired. If this is the case, the Parent Company calculates the amount of impairment as being the difference between the recoverable amount and the carrying value of the associate company and recognizes the difference in profit or loss.

In assessing impairment indicators, the Parent Company considers, as a minimum, the following indicators: (a) dividends exceeding the total comprehensive income of the associate in the period the dividend is declared; or (b) the carrying amount of the investment in the parent company financial statements exceeding the carrying amount of the associate's net assets, including goodwill.



The related percentages of ownership are shown below:

	Percentages of Ownership		Carrying Amount	
	2023	2022	2023	2022
Investment in associates				
Micro Benefits Limited	23.53	23.53	₱469,780,137	₱469,780,137
MatchMe Pte. Ltd.	29.10	29.10	63,577,019	63,577,019
PT Sembilan Digital Investama	49.00	49.00	10,983,350	10,983,350
Altitude Games Inc.	21.17	21.17	211,656	211,656
Altitude Games Pte. Ltd.	—	21.17	—	33,008,920
			544,552,162	577,561,082
Less: Allowance for impairment loss			327,935,222	301,216,442
			216,616,940	276,344,640
Advances to associate			22,084,586	22,084,586
			₱238,701,526	₱298,429,226

Micro Benefits Limited

On March 9, 2016, the Parent Company acquired 718,333 new Series C Preferred Shares equivalent to a 23.53% stake in Micro Benefits Limited (“Micro Benefits”) for US\$10.00 million. Micro Benefits, a company registered in Hong Kong, is engaged in the business of providing employee benefits to Chinese workers through its operating company, Micro Benefits Financial Consulting (Suzhou) Co. Ltd. located in China.

In 2023, indicators of impairment were identified by management, as a result, an impairment test was carried out for investment in Micro Benefits where it showed that an impairment provision must be recognized. In determining the provision, the recoverable amount was determined based on value-in-use (“VIU”) calculations. The VIU was derived from cash flow projections over a period of five years based on the 2024 financial budgets and calculated terminal value.

Using the projections for five years and applying a terminal value thereafter, the Parent Company calculated a recoverable amount of ₱205.63 million and ₱232.35 million as of December 31, 2023 and 2022. Consequently, the Parent Company recognized a provision for impairment loss of its investment in Micro Benefits amounting to ₱14.35 million and ₱24.97 million in 2023 and 2022, respectively. The key assumptions used to which the fair value is most sensitive to are discount rates, including cost of debt and cost of capital, and growth rates.

Micro Benefits’ registered office address is at 11th Floor, Club Lusitano, 16 Ice House Street, Central, Hong Kong.

MatchMe Pte. Ltd.

In 2015 and 2018, MatchMe Pte. Ltd. (“MatchMe”) acquired an aggregate of 1,547,729 ordinary shares or 29.10% interest in MatchMe, an international game development company based in Singapore, for a total consideration amounting to ₱63.58 million.

MatchMe incurred recurring losses for the past four years and attained capital deficiency position as of December 31, 2019. In 2019, MatchMe became dormant. On these bases, the Parent Company recognized full impairment loss on its investment in MatchMe amounting to ₱63.58 million in 2019.

MatchMe’s registered office address is at 100 Cecil Street #10-01/02 the Globe, Singapore.



Altitude Games Pte. Ltd.

As at December 31, 2022, the Parent Company owns 21.17% ownership in Altitude Games Pte. Ltd. (“AGPL”), a Singaporean IT company engaged in computer game development and publishing. The Parent Company acquired a total of 24.69 million shares with par value of US\$0.01 per share for a total consideration of US\$740,800 or US\$0.03 per share.

On April 8, 2023, AGPL approved the sale of its assets and business to a company registered in Australia. The proceeds were attributed to the recovery of investment account, advances, previously impaired unquoted debt investments (see Notes 1 and 7).

In October 2023, the Parent Company executed transfer deeds wherein other shareholders of AGPL assigned the remaining 78.83% ownership to the Parent Company.

AGPL’s registered office address is at 16 Raffles Quay, #33-03, Hong Leong Building, Singapore.

PT Sembilan Digital Investama

On March 26, 2015, the Parent Company acquired 1,470 shares representing 49% shareholdings in PT Sembilan Digital Investama (“SDI”) amounting to ₱10.83 million. The acquisition gave the Parent Company access to PT Ninelives Interactive (“Ninelives”), a mobile content and distribution company in Indonesia, which SDI owns.

As of December 31, 2023 and 2022, the Parent Company has advances to SDI amounting to ₱22.08 million to fund its mobile content and distribution services.

SDI’s registered office address is at Jl. Pos Pengumben Raya No. 01 RT 010 RW 03, Kel Srengseng, Jakarta Barat.

Altitude Games Inc.

On July 22, 2015, the Parent Company subscribed to 211,656 shares of stock or 21.17% shareholdings in Altitude Games Inc. (“Altitude Philippines”), an affiliate of AGPL. Altitude Philippines is engaged in the business of development, design, sale and distribution of games and applications.

In 2019, the Parent Company provided full impairment loss amounting to ₱0.21 million on its investment in Altitude Philippines based on recurring losses and capital deficiency position.

Altitude Philippines’ registered office address is at Unit A51 5th Floor Zeta II Bldg, Salcedo St. Legaspi Village, Makati City.

As at December 31, 2023 and 2022, there are no capital commitments relating to the Parent Company’s interests in its associates.



9. Investment in Subsidiaries

The Parent Company's investment in subsidiaries are accounted for under the cost method of accounting, adjusted for impairment losses, if any, and the related percentages of ownership are shown below:

	Percentages of Ownership		Carrying Amount	
	2023	2022	2023	2022
Art of Click Pte. Ltd	100.00	100.00	₱1,959,810,316	₱1,959,810,316
Storm Technologies, Inc.	51.31	51.31	202,723,635	202,723,635
Xeleb Technologies Inc.	100.00	100.00	68,085,646	68,085,646
Seer Technologies, Inc.	70.00	70.00	18,000,000	18,000,000
Xurpas Enterprise Inc.	100.00	100.00	5,000,000	5,000,000
ODX Pte. Ltd.	100.00	100.00	1,955,769	1,955,769
Xurpas Software Inc.	100.00	—	4,999,996	—
Xurpas Pty. Ltd.	100.00	—	37	—
Altitude Games Pte. Ltd.	100.00	—	—	—
			2,260,575,399	2,255,575,366
Less: Allowance for impairment losses			2,192,380,639	2,187,039,375
			₱68,194,760	₱68,535,991

Art of Click Pte. Ltd. ("AOC")

On October 6, 2016, the Parent Company executed a Share Purchase Agreement for the acquisition of 100.00% shares of AOC, for an aggregate consideration of ₱1.40 billion in cash and in Parent Company's shares. In 2017, there were amendments to the Share Purchase Agreement to finalize the purchase price and manner of payment from partly in cash and Xurpas shares to solely in cash. As of December 31, 2020 and 2019, the cost of investment in AOC amounted to ₱1,959.81 million. AOC is a Singaporean start-up firm established in 2011 that specializes on mobile marketing solutions for advertisers, publishers, app developers, and other operators. The investment in AOC is fully impaired as of December 31, 2022 and 2021.

On March 30, 2021, the Board of Directors of Xurpas Inc. approved the suspension of business operations of AOC.

AOC's registered office address and principal place of business is at 883 North Bridge Road #15-04 Southbank, Singapore.

Storm Technologies, Inc. ("Storm Tech")

As of December 31, 2022 and 2021, the Parent Company's investment in Storm Tech, a human resource consultancy firm, amounted to ₱202.72 million equivalent to 51.31% equity ownership. Allowance for impairment loss on investment in Storm Tech amounted to ₱146.48 million as of December 31, 2022 and 2021.

In 2022, Storm Tech suspended the operation of its human resource online platform. Storm Tech continues to have ownership in AllCare Technologies Philippines, Inc. which operates another human resource online platform.

Storm Tech's registered office address and principal place of business is at 602 Centerpoint Building, Julia Vargas St. Corner Garnet Road, Ortigas Center, Pasig City.



Xeleb Technologies Inc. (“Xeleb Tech”)

As of December 31, 2018, the Parent Company’s investment in Xeleb Tech amounted to ₱64.09 million equivalent to 67% equity ownership. In 2019, Deeds of Absolute Sale were executed for the acquisition by the Parent Company of the remaining 33% stake in Xeleb Tech from its minority stakeholders for a total consideration of ₱4.00 million. This resulted in 100% ownership of Parent Company in Xeleb Tech.

On September 11, 2019, the board of directors of the Parent Company approved the dissolution of Xeleb Tech. As a result of management’s decision to dissolve Xeleb Tech, the Parent Company recognized impairment loss amounting to ₱68.09 million in 2019.

As at December 31, 2023, Xeleb Tech has yet to apply for the approval of government regulatory agencies for its dissolution.

Xeleb Technologies, Inc. was organized to primarily engage in the business of mobile content development. Xeleb Tech’s registered office address and principal place of business is Unit 2501, The Trade and Financial Tower, 32nd St. cor. 7th Ave., Taguig City.

Seer Technologies, Inc. (“Seer”)

On June 25, 2015, the Parent Company acquired 70,000 common shares representing 70.00% stake holdings in Seer, a software consultancy and design company, at a price of ₱18.00 million. Allowance for impairment loss on investment in Seer amounted to ₱18.00 million and ₱12.66 million as of December 31, 2023 and 2022, respectively.

Seer’s registered office address and principal place of business is Unit 2801, The Trade and Financial Tower, 32nd St. cor. 7th Ave., Taguig City.

Xurpas Enterprise Inc. (“Xurpas Enterprise”)

On March 23, 2016, the Parent Company incorporated Xurpas Enterprise. Xurpas Enterprise is primarily engaged in software development including designing, upgrading and marketing all kinds of IT systems or parts thereof and other related services.

Xurpas Enterprise’s registered office address and principal place of business is Unit 804 Antel 2000 Corporate Centre, 121 Valero St., Salcedo Village, Brgy. Bel-Air, Makati City.

ODX Pte. Ltd. (“ODX”)

On April 27, 2018, the Parent Company incorporated a wholly-owned subsidiary in Singapore, ODX, with the following principal activities: 1) other information technology and computer service activities (e.g., disaster recovery services) and 2) development of software for interactive digital media (except games).

ODX’s platform, which will be an open data marketplace using blockchain technology, is under development. ODX has not started commercial operations as of December 31, 2023. ODX’s registered office address is 1 George Street #10-01 One George Street, Singapore.

Altitude Games Pte. Ltd. (“AGPL”)

In October 2023, the Parent Company executed transfer deeds wherein other shareholders of AGPL transferred the remaining 78.83% ownership to the Parent Company. As a result, AGPL becomes a wholly owned subsidiary. AGPL has no operations and its minimal net liability amounting to ₱1.10 million.



Xurpas Software Inc. (“XSI”)

On April 18, 2023, the Parent Company incorporated Xurpas Software Inc with the primary purpose of designing, developing, testing, building, marketing, distributing, maintaining, supporting, customizing, selling and/or re-selling applications, games, software, cybersecurity software tools, digital solutions, whether internet, mobile, or other handheld applications, portals, hardware and other related products and services, except internet provider services, both for proprietary and custom development purposes.

XSI’s registered office address and principal place of business is Office 3 Genesis Building Pueblo De Panay Township Lawa-an, Roxas City, Capiz.

XAU

On July 25, 2023, the Parent Company incorporated Xurpas Pty. Ltd., a wholly-owned subsidiary based in Australia, which aims to offer the Parent Company’s products and services in the said country. As of report date, XAU has not started its commercial operation.

The table below shows the movements in the allowance for impairment losses of investment in subsidiaries:

	2023	2022
Balance at beginning of year	₱2,187,039,375	₱2,187,039,375
Provision (Note 14)	5,341,264	
Balance at end of year	₱2,192,380,639	₱2,187,039,375

10. Property and Equipment

Rollforward of this account is as follows:

2023

	IT Equipment	Leasehold Improvements	Office Equipment	Furniture and Fixtures	Total
Cost					
Balances at beginning of year	₱4,106,075	₱12,546,727	₱2,429,958	₱1,942,154	₱21,024,914
Additions	274,736	—	23,706	—	298,442
Disposals	(1,733,541)	—	—	—	(1,733,541)
Balances at end of year	2,647,270	12,546,727	2,453,664	1,942,154	19,589,815
Accumulated Depreciation and Amortization					
Balances at beginning of year	1,341,745	12,508,972	2,270,418	1,933,412	18,054,547
Depreciation and amortization (Note 14)	613,241	37,755	80,313	8,742	740,051
Disposals	(367,571)	—	—	—	(367,571)
Balances at end of year	1,587,415	12,546,727	2,350,731	1,942,154	18,427,027
Net Book Value	₱1,059,855	₱—	₱102,933	₱—	₱1,162,788



2022

	IT Equipment	Leasehold Improvements	Office Equipment	Furniture and Fixtures	Total
Cost					
Balances at beginning of year	₱9,991,756	₱12,546,727	₱2,298,496	₱1,942,154	₱26,779,133
Additions	2,310,328	—	131,462	—	2,441,790
Disposals	(8,196,009)	—	—	—	(8,196,009)
Balances at end of year	4,106,075	12,546,727	2,429,958	1,942,154	21,024,914
Accumulated Depreciation and Amortization					
Balances at beginning of year	8,760,173	12,347,026	2,226,760	1,898,181	25,232,140
Depreciation and amortization (Note 14)	720,455	161,946	43,658	35,231	961,290
Disposals	(8,138,883)	—	—	—	(8,138,883)
Balances at end of year	1,341,745	12,508,972	2,270,418	1,933,412	18,054,547
Net Book Value	₱2,764,330	₱37,755	₱159,540	₱8,742	₱2,970,367

The Parent Company disposed property and equipment with cost amounting to ₱1.73 million and ₱0.06 million in 2023 and 2022, respectively, resulting in a gain of nil and ₱0.04 million, respectively, recognized under “Other income (charges) - net” (see Note 15).

Depreciation and amortization in 2023 and 2022 charged under “General and administrative expenses” amounted to ₱1.77 million and ₱1.97 million, respectively (see Note 14).

There was no capitalized interest as at December 31, 2023 and 2022.

There were no property and equipment pledged as collateral as at December 31, 2023 and 2022.

11. Accounts and Other Payables

This account consists of:

	2023	2022
Trade payables		
Related parties (Note 17)	₱114,150,288	₱113,007,994
Third parties	4,349,465	2,948,934
Payable to related parties (Note 17)	78,312,143	77,653,012
Interest payable (Notes 15 and 17)	8,534,592	27,071,226
Deferred output VAT	12,220,888	11,905,129
Accrued expenses		
Professional fees (Note 14)	3,981,824	3,619,616
Others	75,000	75,000
Taxes payable	2,146,009	2,209,226
Notes payable (Note 17)	1,484,747	1,495,070
Payable to directors and officers (Note 17)	117,678	117,678
Other payables (Note 17)	3,654,340	4,001,006
	₱229,026,974	₱244,103,891

Trade payables represent the unpaid subcontracted services and other cost of services to third parties and related parties. These are noninterest-bearing and are normally settled within one year.

Deferred output VAT represents deferral of output VAT related to trade receivables for the services rendered by the Parent Company. These will be recognized as output VAT upon receipt of payment.



Accrued expenses mainly consist of accruals of professional fees and rent. These are noninterest-bearing and are normally settled within one year.

Taxes payable include expanded withholding tax on payment to suppliers and withholding tax on employees' compensation which are settled within one year.

Other payables consist of advances from a third party and statutory payables to SSS, Philhealth and HDMF. These are noninterest-bearing and are normally settled within one year.

12. Service Income

This account consists of:

	2023	2022
Related parties (Note 17)		
IT staffing	₱3,502,954	₱17,575,594
Third parties		
Custom software development services	5,675,136	13,957,106
Mobile content development services	4,806,675	12,720,555
IT staffing	1,126,152	3,348,551
	₱15,110,917	₱47,601,806

13. Cost of Services

This account consists of:

	2023	2022
Salaries, wages and employee benefits	₱7,656,733	₱49,768,115
Web hosting	2,763,995	1,747,113
Outsourced services (Note 17)	2,590,278	11,800,611
Depreciation and amortization (Note 6)	274,327	702,740
Utilities	45,625	101,372
Commissions	29,968	15,040
	₱13,360,926	₱64,134,991

14. General and Administrative Expenses

This account consists of:

	2023	2022
Salaries, wages and employee benefits	₱64,104,740	₱25,510,919
Provision for impairment losses - net (Notes 1, 5, 7, 8 and 9)	29,059,139	66,122,446
Professional fees	5,583,245	8,065,136
Advertising and promotions	4,071,118	724,798
Directors' fees (Note 17)	2,300,000	1,880,000
Depreciation and amortization (Note 10 and 16)	1,768,233	1,968,383

(Forward)



	2023	2022
Dues and subscription	₱1,181,894	₱1,256,472
Outsourced services (Note 17)	945,777	5,512,378
Taxes and licenses	833,606	1,525,965
Entertainment, amusement and recreation	552,140	493,931
Transportation and travel	415,812	1,374,793
Communication	236,670	364,465
Utilities	83,587	11,264
Seminars and trainings	54,489	330,383
Repairs and maintenance	21,133	22,450
Rent (Note 16)	20,160	—
Office supplies	18,787	58,543
Miscellaneous	797,398	1,078,650
	₱112,047,928	₱116,300,976

Miscellaneous expense includes penalties and other cost.

15. Finance Costs - net and Other Charges - net

Finance costs - net consists of:

	2023	2022
Interest expense (Notes 11 and 16)	(₱1,888,665)	(₱7,871,285)
Interest income (Notes 4 and 17)	943,896	446,749
	(₱944,769)	(₱7,424,536)

Other charges - net consists of:

	2023	2022
Gain from reversal of long-outstanding payables (Note 17)	₱433,553	₱498,216
Gain on disposal of property and equipment (Note 10)	—	42,931
Foreign currency exchange losses - net	(557,247)	(14,968,405)
Bank charges	(427,679)	(364,950)
Other income	904,240	2,670,503
	₱352,867	(₱12,121,705)

Other income includes utilities and rent allocated to subsidiaries amounting to ₱0.90 million and ₱0.22 million in 2023 and 2022, respectively.

16. Lease Commitments

The Parent Company entered into various lease agreements with third parties for the office spaces it occupies. Leases have terms ranging from one to three years and renewable subject to new terms and conditions to be mutually agreed upon by both parties.



In March 2021, the Parent Company, the Parent Company entered into a non-cancellable lease contract with Milestone Petroleum Marketing Corporation for the lease of an office unit in Antel Corporate Center for a period of two (2) years which commenced on March 1, 2021 and expires on February 28, 2023. The applicable rate per month is ₱86,816. The lease contract may be renewed upon the terms and conditions mutually agreed by both parties with an escalation rate of 4.00% per year.

On January 31, 2023, the parties renewed the lease contract for another 2 years commencing from March 1, 2023 and ending on February 28, 2025. The applicable rate per month for the first year is ₱90,288 and ₱93,899 for the second year.

As at December 31, 2023 and 2022, the future minimum lease payments under non-cancellable operating leases within one year amounted to ₱1.12 million and ₱0.17 million, respectively.

Set out below is the carrying amount of right-of-use asset recognized and its movement during the year:

	2023	2022
Cost		
Balance at beginning and	₱2,014,185	₱2,014,185
Addition	2,064,803	—
Termination of lease contract	(2,014,185)	—
Balance at end of year	2,064,803	2,014,185
Accumulated Depreciation		
Balance at beginning of year	1,846,337	839,244
Depreciation (Note 14)	1,028,183	1,007,093
Termination of lease contract	(2,014,185)	—
Balance at end of year	860,335	1,846,337
Net Book Value	₱1,204,468	₱167,848

The rollforward analysis of lease liability follows:

	2023	2022
Balance at beginning of year	₱173,321	₱1,192,004
Addition	2,335,668	—
Accretion of interest (Note 15)	96,422	23,104
Payments	(1,347,378)	(1,041,787)
Balance at end of year	₱1,258,033	₱173,321
Current lease liabilities	₱1,071,895	₱173,321
Noncurrent lease liabilities	₱186,138	₱—

The following are the amounts recognized in the parent company statement of comprehensive income:

	2023	2022
Depreciation expense of right-of-use asset	₱1,028,183	₱1,007,093
Accretion of interest expense on lease liability	96,422	23,104
Rent expense charged on short-term lease under:		
General and administrative expenses (Note 14)	20,160	—
	₱1,144,765	₱1,030,197



17. Related Party Transactions

The Parent Company, in the normal course of business, has entered in transactions with related parties. Parties are considered to be related if, among others, one party has the ability, directly or indirectly, to control the other party in making financial and operating decisions, the parties are subject to common control, or the party is an associate or a joint venture.

Terms and conditions of transactions with related parties

There have been no guarantees provided or received for any related party receivables and payables. Except as otherwise indicated, these accounts are noninterest-bearing, generally unsecured and shall be settled in cash. The transactions are made at terms and prices agreed upon by the parties. Impairment assessment is undertaken through examination of the financial position of the related party and market in which the related party operates.

Material related party transactions ("RPT")

This refers to any related party transaction, either individually, or in aggregate over a 12-month period with the same related party, amounting to 10% or higher of the Parent Company's total consolidated assets based on its latest audited financial statements. All material related party transactions are subject to the review by the RPT Committee.

In the event wherein there are changes in the RPT classification from non-material to material, the material RPT shall be subject to the provisions of the related party transactions policy.

Details of transactions with related parties and their outstanding balances as at December 31, 2023 and 2022 follow:

			Amount/Volume		Outstanding Balance			
					2023		2022	
	Terms	Conditions	2023	2022	Receivables (Note 5)	Payables (Note 11)	Receivables (Note 5)	Payables (Note 11)
Subsidiaries								
Notes payable (a)	Noninterest-bearing	Unsecured	P=	P=	P=	P1,484,747	P=	P1,495,070
Service revenue (b)	Noninterest-bearing	with impairment	3,432,489	17,144,382	8,889,393	—	32,281,323	—
Management services (c)	Noninterest-bearing	Unsecured, with impairment	28,625,125	32,224,601	97,892,770	—	65,832,630	—
Outsourced services (d-g)	Noninterest-bearing	Unsecured	844,450	3,630,364	—	114,150,288	—	113,007,994
Advances (h)	Noninterest-bearing	with impairment	19,434,193	27,866,859	187,267,352	19,276,231	197,735,106	19,276,231
Advances (i-j)	Noninterest-bearing	Unsecured	—	9,519	—	58,928,709	—	58,269,510
Advances (k)	Interest-bearing	Unsecured, with impairment	—	—	108,250,000	—	108,250,000	—
Interest (k)	Noninterest-bearing	Unsecured	—	—	10,305,798	—	10,305,798	—
Subscription payable (l)	Noninterest-bearing	Unsecured	37	—	—	37	—	—
Associates								
Advances (a, c)	Noninterest-bearing	Unsecured, with impairment	571,634	542,858	7,278,822	—	11,965,188	—
Stockholders								
Payable to directors and officers (a-b)	Interest-bearing	Unsecured	—	—	—	35,912,207	—	152,353,662
Interest (a-b)	Noninterest-bearing	Unsecured	1,792,243	7,848,181	—	8,534,592	—	27,071,226
Payable to directors and officers (c)	Noninterest-bearing	Unsecured	2,300,000	1,880,000	—	—	—	—
Advances (d)	Noninterest-bearing	Unsecured	—	77,000	—	117,678	77,000	117,678
Affiliate								
Management services (a)	Noninterest-bearing	Unsecured, with impairment	1,071,943	1,964,256	1,200,577	—	2,204,958	—
Service revenue (b)	Noninterest-bearing	Unsecured, with impairment	70,465	431,212	—	—	1,071,835	—
Advances (c)	Noninterest-bearing	Unsecured	—	86,920	—	107,166	—	107,271
					P421,084,712	P238,511,618*	P429,723,838	P371,698,642*

*includes Advances from Stockholders presented separately in the Statements of Financial Position



The significant transactions with related parties follow:

Subsidiaries:

- a. On September 15, 2017, the Parent Company issued a promissory note to AOC amounting to US\$1,350,000 or ₱67.40 million.

As at December 31, 2023 and 2022, the Parent Company has outstanding payable to AOC amounting to ₱1.48 million and ₱1.50 million, respectively (see Note 11).

- b. In 2023 and 2022, the Parent Company entered into service agreements with its subsidiaries, Xurpas Enterprise and Seer, wherein the former will provide talents and resources to develop and implement the various projects of Xurpas Enterprise and Seer. In relation to this, outstanding trade receivable as of December 31, 2023 and 2022 amounted to ₱8.89 million and ₱32.28 million, respectively. Meanwhile, total service income recognized for the year ended December 31, 2023 and 2022 amounted to ₱3.50 million and ₱17.58 million, respectively (see Note 12).

- c. In 2023 and 2022, the Parent Company entered into agreements with its subsidiaries, Xurpas Enterprise, Seer, and XSI wherein the Parent Company agreed to perform financial, legal, human resources, sales and marketing support, administrative support and technical services for a fee. In relation to this, the Parent Company has outstanding receivable amounting to ₱97.89 million and ₱65.83 million as of December 31, 2023 and 2022, respectively. Recognized management fees revenue in 2023 and 2022 amounted to ₱28.63 million and ₱32.22 million, respectively.

- d. As at December 31, 2023 and 2022, the Parent Company has an outstanding payable to Xeleb amounting to ₱44.31 million presented under “Accounts and other payables” (see Note 11).

- e. As at December 31, 2023 and 2022, the Parent Company has an outstanding payable to Xeleb Technologies amounting to ₱29.31 million presented under “Accounts and other payables” (see Note 11).

- f. The Parent Company availed software development services and IT staffing from Xurpas Enterprise. Total outsourced services recognized by the Parent Company under “Cost of Services” amounted to ₱0.84 million and ₱3.63 million in 2023 and 2022, respectively (see Note 13).

As at December 31, 2023 and 2022, the Parent Company has an outstanding payable to Xurpas Enterprise amounting to ₱24.32 million and ₱23.38 million, respectively, presented under “Accounts and other payables” (see Note 11).

- g. In 2019, the Parent Company availed management services of AOC. As at December 31, 2023 and 2022, the Parent Company has an outstanding payable to AOC amounting to ₱16.21 million and ₱16.01 million, respectively.

- h. Advances to subsidiaries include payments to and in behalf of Xurpas Enterprise, AOC, Seer, ODX, Storm, Xeleb, Xeleb Technologies, XSI and AGPL for their operational expenditures. Total outstanding advances amounted to ₱187.27 million and ₱197.74 million as at December 31, 2023 and 2022, respectively. The Parent Company recognized allowance for impairment loss amounting to ₱87.80 million and ₱83.73 million as of December 31, 2023 and 2022, respectively.



The Parent Company has advances from Xurpas Enterprise amounting to ₱19.28 million as at December 31, 2023 and 2022 for the reimbursements of expenses incurred in relation to the cost of manpower of AOC (see Note 11).

- i. The Parent Company received advances from ODX to finance the research and development expenditures for ODX Platform, and its overall business development. A service agreement was entered into by the parties in 2019 and commenced with the project development phase of the ODX Platform. Total advances extended by ODX to the Parent Company as of December 31, 2023 and 2022 amounted to ₱54.38 million and ₱53.72 million, respectively (see Note 11).
- j. As at December 31, 2023 and 2022, the Parent Company has outstanding payable to Xeleb Tech amounting to ₱4.55 million for the purchase of property and equipment and intangible assets.
- k. As of December 31, 2023 and 2022, advances to subsidiaries include short-term, interest-bearing loans to Storm Tech. Total outstanding advances amounted to ₱108.25 million as at December 31, 2023 and 2022. These are subject to interest rate of 3.75% to 8.00% per annum.

In 2020, the BOD of the Parent Company approved to waive all loan interests of Storm Tech starting January 1, 2020.

The Parent Company recognized allowance for impairment loss amounting to ₱23.63 million as of December 31, 2023 and 2022.

As at December 31, 2023 and 2022, outstanding interest receivable amounted to ₱10.31 million (see Note 5).

- l. On July 25, 2023, the Parent Company incorporated Xurpas Pty. Ltd., a wholly-owned subsidiary based in Australia for 1AUD, which aims to offer the Group's product and services in the said country. As of report date, XAU has not started its commercial operation.

Associates:

- a. In 2017, the Parent Company entered into a US\$100,000 noninterest-bearing short-term loan agreement with AGPL for working capital purposes. As of December 31, 2022, receivable from AGPL amounted to ₱5.26 million and recognized allowance for impairment loss amounted to ₱2.63 million (see Note 5).

In April 8, 2023, AGPL sold its assets and business to a company registered in Australia. Part of the proceeds from the sale was used to settle the loan and the Parent Company was able to collect the principal and interest amounting to of US\$100,000 and US\$17,500 million, respectively. Accordingly, the Parent Company recorded "Interest income" and "Gain from recovery of advances from an associate" under "Other income – net" amounting to ₱0.98 million and ₱2.63 million, respectively (see Note 15).

- b. In relation to the sale of assets and business of AGPL, the Parent Company received dividends amounting to ₱4.09 million for its share in the remaining proceeds (see Note 15).
- c. The Parent Company made payments on behalf of SDI for its outsourced services. Outstanding balance amounted to ₱7.28 million and ₱6.71 million as of December 31, 2023 and 2022, respectively. The Parent Company recognized allowance for impairment loss amounting to ₱3.40 million and ₱3.12 million as of December 31, 2023 and 2022, respectively (see Note 5).



Stockholders:

- a. In 2017, the Parent Company entered into a loan agreement with its directors amounting to US\$1,945,758 or ₱97.15 million subject to 5% interest rate per annum.

On June 30, 2023, the BOD of the Parent Company approved the conversion of the outstanding advances of two (2) of these directors to equity. The BOD also approved to waive all loan interests starting January 1, 2023. The aggregate amount of the principal balance and interest payable for equity conversion are ₱49.30 million and ₱7.96 million, respectively, which are the outstanding balances as of December 31, 2022. The conversion was executed in November 13, 2023.

In 2023 and 2022, the Parent Company recognized interest expense amounting to ₱1.79 million and ₱5.14 million, respectively, under “Finance Cost and Other income (charges)” in its statements of comprehensive income (see Note 15). As at December 31, 2023 and 2022, outstanding loans and interest payable amounted to ₱35.91 million and ₱8.53 million, respectively, and ₱103.05 million and ₱19.11 million, respectively.

- b. On April 29, 2019, the Parent Company entered into a loan agreement with its directors amounting to ₱150.00 million subject to 5.50% interest rate per annum.

On June 30, 2023, the BOD of the Parent Company approved the conversion of the outstanding advances to equity. The BOD also approved to waive all loan interests starting January 1, 2023. The aggregate amount of the principal balance and interest payable for equity conversion are ₱66.89 million and ₱12.37 million, respectively, which are the outstanding balances as of December 31, 2022. The conversion was executed in November 13, 2023.

In 2023 and 2022, the Parent Company recognized interest expense amounting to nil and ₱2.70 million, respectively, under “Finance Cost and Other income (charges)” in its statements of comprehensive income (see Note 15). Outstanding loans and interest payable pertaining to this transaction amounted to nil as at December 31, 2023, and ₱49.30 million and ₱7.96 million, respectively, as at December 31, 2022.

- c. Payable to directors and officers also pertain to directors’ fees amounting to ₱2.30 million and ₱1.88 million in 2023 and 2022, respectively (see Note 14).
- d. Advances from stockholders pertain to cash advances for operational and corporate-related expenses paid by a stockholder in behalf of the Parent Company. These are noninterest-bearing and are due and demandable.

The Parent Company has advances to one of its directors amounting to ₱77,000 as at December 31, 2022 for operational expenses. These are subject to future liquidation.

Affiliate:

- a. The Parent Company entered into an agreement with CTX wherein the Parent Company agreed to perform financial, legal, human resources, sales and marketing support, administrative support and technical services for a fee. In relation to this, outstanding trade receivable and total management fee recognized as at and for the years ended December 31, 2023 and 2022 amounted to ₱1.20 million and ₱1.07 million, respectively, and ₱2.20 million and ₱1.96 million, respectively (see Note 5).



- b. The Parent Company entered into service agreement with CTX to provide staff augmentation services. In relation to this, outstanding trade receivable and total service income recognized as at and for the years ended December 31, 2023 and 2022 amounted to nil and ₱0.07 million, respectively, and ₱1.07 million and ₱0.43 million, respectively (see Note 5).
- c. Advances from affiliate pertain to payments made by CTX to the Parent Company for operational purposes subject to future liquidation. Outstanding payable as at December 31, 2023 and 2022 amounted to ₱0.11 million (see Note 11).

Key management compensation

Compensation of key management personnel amounted to ₱22.33 million and ₱16.40 million in 2023 and 2022, respectively.

Compensation of key management personnel by benefit type follows:

	2023	2022
Short-term employee benefits	₱21,324,742	₱15,185,001
Post-employment benefits	1,001,992	1,211,058
	₱22,326,734	₱16,396,059

18. Income Tax

Provision for (benefit from) income tax consists of the following:

	2023	2022
Current	₱715,064	₱209,418
Final	188,367	89,278
Deferred	(4,266)	—
	₱899,165	₱298,696

The current provision for income tax expense in 2023 and 2022 represents MCIT.

The component of Parent Company's net deferred taxes are as follows:

	2023	2022
Deferred tax assets on:		
Right of use assets	₱—	₱293,735
Unrealized loss on pension liability	—	—
	—	293,735
Deferred tax liabilities on:		
Lease liabilities	—	298,001
	—	(4,266)
Presented in OCI		
Deferred tax liabilities on actuarial gain	—	—
Net deferred tax liabilities	₱—	(₱4,266)



Deferred tax assets are recognized only to the extent that taxable income will be available against which the deferred tax assets can be used. Below are the Parent Company's deductible temporary differences for which no deferred tax assets are recognized since management believes that there are no sufficient taxable profits against which the deferred tax assets can be utilized:

	2023	2022
Allowance for impairment losses	₱252,582,942	₱178,388,773
NOLCO	95,229,607	62,195,693
Accrued expenses	86,389,664	85,266,222
Pension liability	21,097,212	18,061,331
MCIT	1,071,637	2,998,065
	₱456,371,062	₱346,910,084

Below are the remaining amounts of the deductible temporary differences related to items recorded under other comprehensive income for which no deferred tax assets are recognized:

	2023	2022
Net unrealized loss on financial assets as FVOCI	₱43,794,956	₱43,494,956
Remeasurement loss (gain) on defined benefit plan	(3,797,849)	(1,716,538)
	₱39,997,107	₱41,778,418

The unexpired excess of MCIT over RCIT is available for offset against future income tax payable over a period of three years, details of which follow:

Year Incurred	Beginning	Applied/ Expired	End	Year of Expiration
2023	₱715,064	₱—	₱715,064	2026
2022	209,418	—	209,418	2025
2021	147,155	—	147,155	2024
2020	2,641,492	(2,641,492)	—	2023
	₱3,713,129	(₱2,641,492)	₱1,071,637	

The carryforward of NOLCO that can be claimed as deduction from future taxable income or used as deduction against income tax liabilities over a period of three (3) years follow:

Year Incurred	Beginning	Applied/Expired	End	Year of Expiration
2023	₱33,033,913	₱—	₱33,033,913	2026
2022	32,937,707	—	32,937,707	2025
2021	29,257,987	—	29,257,987	2026
	₱95,235,357	₱—	₱95,229,987	

As of December 31, 2023, the Parent Company has incurred NOLCO amounting to ₱95.23 million which can be claimed as deduction from the regular taxable income in future taxable years pursuant to revenue regulation issued by Bureau of Internal Revenue (BIR).



The reconciliation of the provision for income tax computed at the statutory income tax rate to the provision for income tax shown in the parent company statements of comprehensive income follows:

	2023	2022
Statutory income tax	(P19,608,245)	(P29,547,886)
Tax effects of:		
Change in unrecognized deferred tax assets	2,702,034	29,730,197
Nondeductible expenses	94,674	138,794
Recognition of right of use asset and lease liabilities	(4,266)	—
Interest income already subjected to final tax	(47,607)	(22,409)
Nontaxable income	(8,237,425)	—
Effective income tax	P899,165	P298,696

19. Pension Liability

The Parent Company does not have an established retirement plan and only conforms to the minimum regulatory benefit under the Retirement Pay Law (Republic Act No. 7641) which is of the defined benefit type and provides a retirement benefit equal to 22.5 days' pay for every year of credited service. The regulatory benefit is paid in a lump sum upon retirement.

The principal actuarial assumptions used to determine the cost of pension benefits with respect to the discount rate and salary increase rate were based on historical and projected rates. Annual cost is determined using the projected unit credit actuarial valuation method.

The components of pension expense (included in salaries, wages and employee benefits under "General and administrative expenses" or under "Other charges - net") in the parent company statements of comprehensive income are as follows:

	2023	2022
Current service cost	P1,739,318	P2,097,291
Interest cost on benefit obligation	1,296,563	983,700
	P3,035,881	P3,080,991

Changes in the present value of the defined benefit obligation follow:

	2023	2022
Balance at beginning of year	P17,688,444	P19,027,074
Current service cost	1,739,318	2,097,291
Interest cost on benefit obligation	1,296,563	983,700
Actuarial loss	(2,081,311)	(4,419,621)
Balance at end of year	P18,643,014	P17,688,444



Actuarial loss on defined benefit obligation recorded under “Remeasurement loss on defined benefit plan” in the parent company statements of changes in equity is as follows:

	2023	2022
Balance at beginning of year	(P1,716,538)	P2,703,083
Actuarial gain	(2,081,311)	(4,419,621)
Balance at end of year	(P3,797,849)	(P1,716,538)

The assumptions used to determine pension benefits of the Parent Company are as follows:

	2023	2022
Discount rate	6.15%	7.33%
Salary projection rate	5.00%	5.00%

The sensitivity analysis below has been determined based on reasonably possible changes of each significant assumption of the defined benefit obligation (DBO) as of the end of the reporting period, assuming if all other assumptions were held constant:

		Effect on DBO Increase (decrease)	
		2023	2022
Discount rate	(+) 1.0%	(P1,961,338)	(P1,812,229)
	(-) 1.0%	2,357,932	2,159,288
Salary increase rate	(+) 1.0%	2,361,590	2,188,914
	(-) 1.0%	(1,998,272)	(1,865,285)

The weighted average duration of defined benefit obligation at the end of the reporting period is 11.6 years and 11.2 years in 2023 and 2022, respectively.

Shown below is the maturity analysis of the retirement benefit payments up to ten years:

	2023	2022
Less than 1 year	P2,719,603	P2,108,219
More than 1 year to 5 years	5,603,308	5,513,142
More than 5 years to 10 years	9,893,827	6,573,027
	P18,216,738	P14,194,388

20. Equity

The details of the Parent Company’s capital stock follow:

	2023	2022
Authorized shares	5,000,000,000	5,000,000,000
Par value per share	P0.10	P0.10
Issued shares and subscribed shares	2,571,812,787	2,116,744,034
Treasury shares	62,128,975	62,128,975
Value of shares issued	P257,181,278	P211,674,403
Value of treasury shares	(P99,700,819)	(P99,700,819)



The rollforward of the Parent Company's issued and outstanding common shares follow:

	2023	2022
Issued and outstanding:		
At beginning of year	2,054,615,059	1,872,796,877
Subscribed and issued	455,068,753	181,818,182
At end of year	2,509,683,812	2,054,615,059

The Parent Company is a corporation and shall have a perpetual existence unless its Articles of Incorporation provides otherwise.

In accordance with Revised Securities Regulation Code Rule No. 68, Annex 68-K, below is the summary of the Parent Company's track record of registration of securities as of December 31:

				2023	2022
	Number of shares registered	Issue/offer price	Date of approval	Number of holders of securities as of December 31	Number of holders of securities as of December 31
Common shares	344,000,000	₱3.97 issue price	November 13, 2014	29	28

The balance of additional paid-in capital (APIC) as of December 31, 2023 and 2022 represents the excess of the subscription price over paid-up capital.

On March 2, 2018, the Parent Company issued 67,285,706 common shares by way of block sale to implement the amendments in a share purchase agreement related to acquisition of AOC. The shares were issued at ₱3.80 per share.

In 2020 and 2019, APIC reduced as a result of reissuance of treasury shares by the amount of ₱7.19 million and ₱6.98 million, respectively.

On January 20, 2022, the Parent Company's BOD approved the issuance of common shares to Mr. Nico Jose S. Nollado, a founder, in exchange of ₱100.00 million capital infusion. Total number of shares issued is at 181,818,182 for ₱0.55 per share. The transaction was executed on March 21, 2022.

On June 30, 2023, the Parent Company's BOD approved the conversion of the advances to equity made by Mr. Fernando Jude F. Garcia and Mr. Nico Jose S. Nollado ("Assignors") with an aggregate amount of ₱136,520,626. The conversion price was set at ₱0.30 per share. On November 13, 2023, a total of 455,068,753 common shares were issued to the Assignors.

On October 6, 2023, SEC approved the valuation of advances applied as payment for additional issuance of 455,068,753 shares with par value of 0.10 each from unissued portion of authorized capital stock and additional paid-in capital of 91.01 million. The conversion was executed on November 13, 2023.

Retained Earnings

Appropriations

Appropriated retained earnings which relates to buyback program of common shares in 2016 amounted to ₱115.46 million as of December 31, 2023 and 2022.

Dividend declaration

The Parent Company has no dividend declarations made in 2023 and 2022



Deficit includes accumulated equity in the net losses of subsidiaries and associates amounting to ₱758.48 million and ₱715.65 million as of December 31, 2023 and 2022, respectively.

Equity Reserve

In 2016, the Parent Company purchased additional shares from noncontrolling interests of Xeleb, Xeleb Technologies and Storm. The transactions were accounted as an equity transaction since there was no change in control. Equity reserve recognized as a result of these transactions amounted to ₱43.72 million.

In 2017, a reserve amounting to ₱358.50 million was recognized for the payment resulting from amendments in the purchase price and the acquisition of the Parent Company's own shares related to the acquisition of AOC.

In 2019, the Parent Company purchased the remaining 33% stake from noncontrolling interests of Xeleb Technologies. The transaction was accounted as an equity transaction since there was no change in control resulting to a reduction in equity reserve amounting to ₱36.09 million.

In 2019, a reduction in equity reserve amounting to ₱2.71 million was recognized due to the increase in noncontrolling interests of Storm Technologies from 43.40% to 48.69%.

Treasury Stock

As of January 1, 2018, the Parent Company has 63,985,642 treasury shares with cost amounting to ₱115.06 million which pertains to acquisition of shares made in 2017.

On April 8, 2019, the Parent Company issued 415,000 shares taken from its treasury shares for a price of ₱1.23 per share.

On July 14, 2019, the Parent Company issued 475,000 shares taken from its treasury shares for a price of ₱1.16 per share.

On July 24, 2020, the Parent Company issued 966,667 shares taken from its treasury shares for a price of ₱0.57 per share.

As of December 31, 2023 and 2022, the Parent Company has 62,128,975 treasury shares amounting to ₱99.70 million.

Employee Stock Option Plan

The Parent Company's BOD, on January 20, 2016, and the stockholders, on May 11, 2016, approved the Employee Stock Option Plan (the Plan) of the Parent Company. Full time and regular employees of the Parent Company and those deemed qualified by the Compensation and Remuneration Committee from the names recommended by the Executive Committee are eligible to participate in the Plan. As at December 31, 2023, the Plan has been placed on hold for approval of the SEC and PSE.

Capital Management

The primary objective of the Parent Company's capital management is to improve its credit rating and capital ratios in order to support its business operations and maximize shareholder value.

The Parent Company manages its capital structure and makes adjustments to it, in light of changes in economic conditions. To maintain or adjust the capital structure, the Parent Company may adjust the dividend payment to shareholders or issue new shares.



The Parent Company's sources of capital follow:

	2023	2022
Capital stock	₱257,181,279	₱211,674,404
Additional paid-in capital	3,748,086,154	3,659,721,745
Deficit	(3,123,737,442)	(3,044,405,298)
	₱881,529,991	₱826,990,851

The Parent Company is subject to certain capital requirement as a listed entity. The Parent Company regards its equity as its primary source of capital. No changes were made in the capital management policies in 2023 and 2022.

21. Financial Instruments

Fair Value Information

The methods and assumptions used by the Parent Company in estimating fair value of the financial instruments are as follows:

- Cash, accounts and other receivables, rental deposit, accounts and other payables (excluding "Taxes payable", "Deferred output VAT" and statutory payables included as "Other payables") - Carrying amounts approximate fair values due to the relatively short-term maturities of these instruments.
- Financial assets at FVOCI (quoted equity investment) - Fair value is based on quoted prices published in the market.
- Financial assets at FVOCI (unquoted equity investments) - Fair values are based on the latest selling price available.
- Financial assets at FVPL (unquoted debt investments) - Fair values are based on the comparable prices adjusted for specific market factors such as nature, industry, location and market recovery rates.
- Advances from stockholders - Fair value is estimated using the discounted cash flow methodology using the applicable risk-free rates for similar types of loans adjusted for credit spread.

The fair values and carrying values of financial assets at FVOCI and advances from stockholders are as follows:

	2023		2022	
	Carrying Value	Carrying Value	Fair Value	Fair Value
Financial asset				
Financial assets at fair value through other comprehensive income	₱900,000	₱900,000	₱1,200,000	₱1,200,000
Financial liability				
Advances from stockholders	35,912,207	35,912,207	152,353,662	152,353,662



Fair Value Hierarchy

The Parent Company uses the following three-level hierarchy for determining and disclosing the fair value of financial instruments by valuation technique:

Level 1 - Quoted (unadjusted) market prices in active markets for identical assets or liabilities

Level 2 - Valuation techniques for which the lowest level input that is significant to the fair value measurement is directly or indirectly observable

Level 3 - Valuation techniques for which the lowest level input that is significant to the fair value measurement is unobservable

Quoted FVOCI instruments amounting to ₱0.90 million and ₱1.20 million as of December 31, 2023 and 2022, respectively, were classified under Level 2 (see Note 7).

As at December 31, 2023 and 2022, there have been no reclassifications from Level 1 to Level 2 or 3 categories.

Financial Risk Management and Objectives and Policies

The Parent Company's principal financial instruments comprise of cash, accounts and other receivables, financial assets at FVOCI, and accounts and other payables (excluding accrued expenses, taxes payable, deferred output VAT and statutory payables) which arise directly from operations. The main purpose of these financial instruments is to finance the Parent Company's operations and to earn additional income on excess funds.

Exposure to credit risk and liquidity risk arise in the normal course of the Parent Company's business activities. The main objectives of the Parent Company's financial risk management are as follows:

- to identify and monitor such risks on an ongoing basis;
- to minimize and mitigate such risks; and
- to provide a degree of certainty about costs.

There were no changes in the Parent Company's risk management objectives and policies in 2023 and 2022.

The Parent Company's risk management policies are summarized below:

Credit Risk

Credit risk is the risk that the counterparty to a financial instrument will cause a financial loss for the Parent Company by failing to discharge an obligation.

The Parent Company's credit risk is primarily attributable to cash in banks and accounts and other receivables. Credit risk management involves monitoring its exposure to credit risk on a continuous basis.

There being no collaterals or credit enhancements attached to the Company's financial assets, the carrying value of its financial assets approximates the maximum exposure to credit risk as at December 31, 2023 and 2022.

An impairment analysis is performed at each reporting date using a provision matrix to measure expected credit losses. The provision rate based on days past due of all customers as they have similar loss patterns. The expected credit loss rate ranges from 0.69% to 20.80% that resulted in the ECL of ₱138.31 million and ₱129.20 million as of December 31, 2023 and 2022, respectively.



The Parent Company's credit risk exposure on its accounts and other receivables using provision matrix are as follows (amounts in millions):

December 31, 2023

	Trade receivables						Receivable from related parties	Nontrade Receivable
	Current	< 30 days	30-60 days	61-90 days	> 90 days	Total	0-100%	100%
ECL rate	1.04%	4.44%	7.19%	12.00%	20.80%			
Estimated total gross carrying amount at						₱		
default	₱33.97	₱0.28	₱0.39	₱0.04	₱76.32	111.00	₱313.10	₱7.21
ECL	₱0.36	₱0.01	₱0.03	₱0.00	₱15.87	₱16.27	₱114.84	₱7.21

December 31, 2022

	Trade receivables						Receivable from related parties	Nontrade Receivable
	Current	< 30 days	30-60 days	61-91 days	> 90 days	Total	0-100%	100%
ECL rate	0.69%	3.13%	5.13%	8.97%	15.45%			
Estimated total gross carrying amount at								
default	₱45.22	₱0.52	₱0.51	₱1.05	₱60.70	₱108.00	₱328.33	₱7.21
ECL	₱0.29	₱0.02	₱0.03	₱0.09	₱8.45	₱8.88	₱113.11	₱7.21

The credit quality of the financial assets was determined as follows:

Cash in banks - based on the nature of the counterparty and the Parent Company's rating procedure. These are held by counterparty banks with minimal risk of bankruptcy and are therefore classified as high grade.

Accounts and other receivables - high grade pertains to receivables with no default in payment; medium grade pertains to receivables with up to three defaults in payment; and low grade pertains to receivables with more than three defaults in payment.

Liquidity Risk

Liquidity risk is the risk that the Parent Company will be unable to meet its obligations as they fall due. The Parent Company seeks to manage its liquidity risk to be able to meet its operating cash flow requirement, finance capital expenditures and service maturing debts. To cover its short-term funding requirements, the Parent Company intends to use internally generated funds and available short-term credit facilities. Credit lines are obtained from BOD-designated banks at amounts based on financial forecast approved by the BOD. The Parent Company can also obtain additional advances from its stockholders, refinance its short-term loans, renew its credit lines and negotiate for longer payment terms for its payables to manage liquidity.



The table summarizes the maturity profile of the Parent Company's financial assets and liabilities as at December 31, 2023 and 2022 based on contractual undiscounted payments:

December 31, 2023

	<1 year	>1 to <5 years	>5 years	Total
Financial Assets				
Cash in banks and cash equivalent	₱46,844,460	₱—	₱—	₱46,844,460
Accounts and other receivables				
Receivable from related parties	313,101,972	—	—	313,101,972
Trade receivables - net	111,000,959	—	—	111,000,959
Nontrade receivable	7,208,250	—	—	7,208,250
Other receivables	1,225,356	—	—	1,225,356
Financial assets at FVOCI	—	900,000	—	900,000
Other noncurrent assets				
Rental deposits	—	10,418	—	10,418
Total undiscounted financial assets	479,380,997	910,418	—	480,291,415
Financial Liabilities				
Accounts and other payables				
Trade payables	118,499,753	—	—	118,499,753
Payable to related parties	78,312,106	—	—	78,312,106
Interest payable	8,534,592	—	—	8,534,592
Other payable	3,481,898	—	—	3,481,898
Accrued expenses	4,056,824	—	—	4,056,824
Payable to directors and officers	117,678	—	—	117,678
Notes payable	1,484,747	—	—	1,484,747
Advances from stockholders	35,912,207	—	—	35,912,207
Lease liabilities	1,071,895	186,138	—	1,258,033
Total undiscounted financial liabilities	251,471,700	186,138	—	251,657,838
Liquidity gap	₱227,909,297	₱724,280	₱—	₱228,633,577

December 31, 2022

	<1 year	>1 to <5 years	>5 years	Total
Financial Assets				
Cash in banks	₱38,429,943	₱—	₱—	₱38,429,943
Accounts and other receivables				
Receivable from related parties	328,333,092	—	—	328,333,092
Trade receivables - net	107,997,989	—	—	107,997,989
Nontrade receivable	7,208,250	—	—	7,208,250
Other receivables	756,274	—	—	756,274
Financial assets at FVOCI	—	1,200,000	—	1,200,000
Other noncurrent assets				
Rental deposits	260,447	—	—	260,447
Total undiscounted financial assets	482,985,995	1,200,000	—	484,185,995
Financial Liabilities				
Accounts and other payables				
Trade payables	115,956,928	—	—	115,956,928
Payable to related parties	77,653,012	—	—	77,653,012
Interest payable	27,071,226	—	—	27,071,226
Other payable	3,458,910	—	—	3,458,910
Accrued expenses	3,694,616	—	—	3,694,616
Payable to directors and officers	117,678	—	—	117,678
Notes payable	1,495,070	—	—	1,495,070
Advances from stockholders	152,353,662	—	—	152,353,662
Lease liabilities	173,321	—	—	173,321
Total undiscounted financial liabilities	381,974,423	—	—	381,974,423
Liquidity gap	₱101,011,572	₱1,200,000	₱—	₱102,211,572



Foreign Currency Risk

The Parent Company's exposure to foreign exchange rate is minimal as concentration of business is denominated in Philippine peso.

The table below summarizes the Parent Company's exposure to foreign exchange risk as of December 31, 2023 and 2022. The applicable exchange rates were US\$1.00 to ₱55.37 and S\$1.00 to ₱42.09 in 2023 and US\$1.00 to ₱55.76 and S\$1.00 to ₱41.58 in 2022.

	2023		2022	
	Original Currency	Peso equivalent	Original Currency	Peso equivalent
Asset				
Cash in banks and cash equivalent (USD)	832,960	₱46,120,982	31,361	₱1,748,548
Liabilities				
Accounts and other payables				
Payable to related party (USD)	982,151	54,381,704	963,546	53,722,505
Payable to related party (SGD)	385,164	16,211,472	385,164	16,014,962
Advances from stockholders (USD)	802,723	44,446,798	2,191,071	122,163,156
Notes payable (USD)	26,815	1,484,747	26,815	1,495,070
		116,524,721		193,395,693
Net foreign currency denominated financial instruments		(₱70,403,739)		(₱191,647,145)

The following table demonstrates the sensitivity to a reasonably possible change in the Philippine peso-foreign currency exchange rate, with all variables held constant, of the Parent Company's profit before tax (due to changes in the fair value of monetary assets and liabilities) and the Parent Company's equity.

	2023		2022	
	+1%	-1%	+1%	-1%
USD	(₱541,896)	₱541,948	(₱1,756,330)	₱1,756,314
SGD	(162,118)	162,111	(160,153)	160,147

There is no other impact on the Parent Company's equity other than those already affecting the net income.

Equity Price Risk

Equity price risk is the risk that the financial assets whose values will fluctuate as a result of changes in market prices. Such investment securities are subject to price risk due to changes in market values of instruments arising either from factors specific to individual instruments or their issuers or factors affecting all instruments traded in market. As of December 31, 2023 and 2022, the Parent Company has minimal exposure in equity price risk since the Parent Company's financial asset at FVOCI amounted only to ₱0.90 million and ₱1.20 million, respectively. Moreover, the Parent Company's financial asset at FVOCI are generally perceived as not highly susceptible to the equity price risk since the shares are issued by stable companies and are not subjected to other than temporary decline.

There is no impact on the Parent Company's equity other than those already affecting net income.



22. Segment Reporting

The Parent Company's operating business are organized and managed separately according to the nature of the services provided, with each segment representing a strategic business unit that offers different services and serves different markets.

In 2023, the industry segments where the Parent Company operates follow:

- Mobile consumer services - includes VAS and mobile content development
- Enterprise services - includes custom software development and IT staff augmentation

The following tables regarding business segment revenue and profit information:

2023			
	Mobile Consumer Services	Enterprise Services	Total
Revenues	₱4,806,675	₱42,761,102	₱47,567,777
Cost and expenses	(10,501,924)	(129,692,315)	(140,194,239)
Finance cost and other income	14,780,866	(587,383)	14,193,483
Income before income tax	9,085,617	(87,518,596)	(78,432,979)
Provision for income tax	193,807	705,358	899,165
Net loss	₱8,891,810	(₱88,223,954)	(₱79,332,144)

2022			
	Mobile Consumer Services	Enterprise Services	Total
Revenues	₱12,720,555	₱69,070,108	₱81,790,663
Cost and expenses	(18,585,169)	(161,850,798)	(180,435,967)
Finance cost and other income	1,573,614	(21,119,855)	(19,546,241)
Income before income tax	(4,291,000)	(113,900,545)	(118,191,545)
Provision for income tax	10,844	287,852	298,696
Net loss	(₱4,301,844)	(₱114,188,397)	(118,490,241)

The following tables present business segment assets and liabilities:

2023			
	Mobile Consumer Services	Enterprise Services	Total
Segment assets	₱46,083,781	₱622,091,043	₱668,174,824
Segment liabilities	₱96,689,035	₱188,151,156	₱284,840,191

2022			
	Mobile Consumer Services	Enterprise Services	Total
Segment assets	₱78,729,034	₱662,608,732	₱741,337,766
Segment liabilities	₱98,317,896	₱316,005,688	₱414,323,584



23. Notes to Parent Company Statements of Cash Flows

Disclosed below is the rollforward of liabilities under financing activities:

	January 1, 2023	Cash flows	Non-cash changes	December 31, 2023
Lease liability	₱173,321	(₱1,347,378)	₱2,432,090	₱1,258,033
Advances from stockholders	152,353,662	—	(116,441,455)	35,912,207
Total liabilities from financing activities	₱37,170,240	(₱1,347,378)	(₱114,009,365)	₱37,170,240

	January 1, 2022	Cash flows	Non-cash changes	December 31, 2022
Lease liability	₱1,192,004	(₱1,041,787)	₱23,104	₱173,321
Advances from stockholders	143,563,235	—	8,790,427	152,353,662
Total liabilities from financing activities	₱144,755,239	(₱1,041,787)	₱8,813,531	₱152,526,983

The noncash investing and financing activity of the Parent Company are as follows:

- Unrealized gain on foreign exchange revaluation of advances from stockholders amounted to ₱0.25 million and ₱8.79 million in 2023 and 2022, respectively.
- Unrealized loss on financial assets at FVOCI amounted to ₱300,000 in 2023 and unrealized gain on financial assets at FVOCI amounted to ₱600,000 in 2022.

24. Supplementary Information Required Under Revenue Regulations 15-2010

Revenue Regulations (RR) No. 15-2010 are promulgated to amend certain provisions of RR No. 21-2002 prescribing the manner of compliance with any documentary and/or procedural requirements in connection with the preparation and submission of parent company financial statements accompanying tax returns. In addition to the disclosures mandated under PFRS, RR No. 15-2010 requires disclosures regarding information on taxes, duties and license fees paid or accrued during the taxable year.

The Parent Company also reported and/or paid the following types of taxes for 2023:

Value-added tax

Output VAT

The Parent Company is a VAT-registered company with VAT output tax declaration based on the net receipts on sales of services as follows:

	Net Sales/Receipts	Output VAT
Taxable sales	₱41,921,292	₱5,030,555
Exempt sale	—	—
	₱41,921,292	₱5,030,555

The Parent Company's taxable sale of services are based on actual collections received, hence, may not be the same as amounts accrued in the parent company statements of comprehensive income.



Input VAT

Details of the Parent Company's input VAT follow:

Input tax carried over from previous period	₱—
Current year's domestic purchases/payments for:	
Domestic purchase of services	2,309,210
Domestic purchases of goods other than capital goods	17,900
Purchase of capital goods not exceeding ₱1 million	12,525
	<u>2,339,635</u>
Application against output VAT	(2,313,965)
Balance at end of year	<u><u>₱25,670</u></u>

Taxes and Licenses

This includes all other taxes, local and national, including licenses and permit fees lodged in the Parent Company statement of comprehensive income under the general and administrative expenses in the account "Taxes and licenses" for the year ended December 31, 2023.

Details consist of the following:

Municipal permits and licenses	₱790,962
Real property tax	20,111
Community tax certificate	15,700
BIR annual registration	500
Others	6,333
	<u><u>₱833,606</u></u>

Withholding Taxes

Details of withholding taxes paid/accrued for 2023 are as follow:

Withholding taxes on compensation and benefits	₱13,915,917
Expanded withholding taxes	846,728
	<u><u>₱14,762,645</u></u>

Tax Contingencies

The Parent Company did not receive any final tax assessments in 2023, nor did it have tax cases under preliminary investigation, litigation and/or prosecution in courts or bodies outside the administration of BIR.



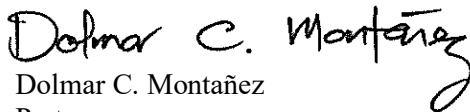
INDEPENDENT AUDITOR'S REPORT

The Stockholders and the Board of Directors
Xurpas Inc.
Unit 804 Antel 2000 Corporate Center
121 Valero St., Salcedo Village,
Makati City

We have audited the accompanying financial statements of Xurpas Inc. (the Company), as at December 31, 2023 and 2022, and for the years then ended, on which we have rendered the attached report dated April 29, 2024.

In compliance with the Revised Securities Regulation Code Rule 68, we are stating that the above Company has twenty-nine (29) stockholders owning one hundred (100) or more shares each.

SYCIP GORRES VELAYO & CO.



Dolmar C. Montañez
Partner

CPA Certificate No. 112004

Tax Identification No. 925-713-249

BOA/PRC Reg. No. 0001, April 16, 2024, valid until August 23, 2026

BIR Accreditation No. 08-001998-119-2022, January 20, 2022, valid until January 19, 2025

PTR No. 10079982, January 6, 2024, Makati City

April 29, 2024






Kathleen Guiang <ktguiang@gmail.com>

FW: Your BIR AFS eSubmission uploads were received

1 message



From: esther@xurpas.com <esther@xurpas.com>
Sent: Tuesday, 30 April 2024 5:11 am
To: joy.novencido@xurpas.com; mar@xurpas.com
Cc: Jessica Cabo <jessica.cabo@xurpas.com>
Subject: FW: Your BIR AFS eSubmission uploads were received

Please see attached file.

----- Forwarded message -----

From: <eafs@bir.gov.ph>
Date: Tue, 30 Apr 2024, 5:04 am
Subject: Your BIR AFS eSubmission uploads were received
To: <ecmblaban@gmail.com>
Cc: <ESTHER@xurpas.rocks>

Hi XURPAS INC.,

Valid files

- EAFS219934330RPTTY122023.pdf
- EAFS219934330TCRTY122023-01.pdf
- EAFS219934330ITRTY122023.pdf
- EAFS219934330AFSTY122023.pdf
- EAFS219934330OTHTY122023.pdf

Invalid file

- <None>

Transaction Code: **AFS-0-C57JH9DA086GD9ABAQMRYTYV20P1WQTTTP**
Submission Date/Time: **Apr 30, 2024 05:03 AM**
Company TIN: **219-934-330**

Please be reminded that you accepted the terms and conditions for the use of this portal and expressly agree, warrant and certify that:

- The submitted forms, documents and attachments are complete, truthful and correct based on the personal knowledge and the same are from authentic records;
- The submission is without prejudice to the right of the BIR to require additional document, if any, for completion and verification purposes;
- The hard copies of the documents submitted through this facility shall be submitted when required by the BIR in the event of audit/investigation and/or for any other legal purpose.

This is a system-generated e-mail. Please do not reply.